



Connectors > Lighting Connectors > Plug & Socket Lighting Connectors



Connector System: **Wire-to-Wire**
Number of Positions: **1**
Centerline (Pitch): **.14 mm [3.5 in]**
Sealable: **Yes**
Connector & Contact Terminates To: **Wire & Cable**

Features

Product Type Features

Connector System	Wire-to-Wire
Sealable	Yes
Connector & Contact Terminates To	Wire & Cable

Configuration Features

Number of Positions	1
---------------------	---

Electrical Characteristics

Operating Voltage	400 VDC
-------------------	---------

Body Features

Primary Product Color	Black
-----------------------	-------

Contact Features

Contact Current Rating (Max)	5 A
------------------------------	-----

Housing Features

Centerline (Pitch)	.14 mm[3.5 in]
--------------------	----------------

Usage Conditions

Operating Temperature Range	-40 – 105 °C[-40 – 221 °F]
-----------------------------	----------------------------

Product Compliance

[For compliance documentation, visit the product page on TE.com>](#)




EU RoHS Directive 2011/65/EU	Compliant
EU ELV Directive 2000/53/EC	Compliant
China RoHS 2 Directive MIIT Order No 32, 2016	No Restricted Materials Above Threshold
EU REACH Regulation (EC) No. 1907/2006	Current ECHA Candidate List: JAN 2025 (247) Candidate List Declared Against: JAN 2025 (247) Does not contain REACH SVHC
Halogen Content	Low Halogen - Br, Cl, F, I < 900 ppm per homogenous material. Also BFR/CFR/PVC Free
Solder Process Capability	Not applicable for solder process capability


Product Compliance Disclaimer

This information is provided based on reasonable inquiry of our suppliers and represents our current actual knowledge based on the information they provided. This information is subject to change. The part numbers that TE has identified as EU RoHS compliant have a maximum concentration of 0.1% by weight in homogenous materials for lead, hexavalent chromium, mercury, PBB, PBDE, DBP, BBP, DEHP, DIBP, and 0.01% for cadmium, or qualify for an exemption to these limits as defined in the Annexes of Directive 2011/65/EU (RoHS2). Finished electrical and electronic equipment products will be CE marked as required by Directive 2011/65/EU. Components may not be CE marked. Additionally, the part numbers that TE has identified as EU ELV compliant have a maximum concentration of 0.1% by weight in homogenous materials for lead, hexavalent chromium, and mercury, and 0.01% for cadmium, or qualify for an exemption to these limits as defined in the Annexes of Directive 2000/53/EC (ELV). Regarding the REACH Regulation, the information TE provides on SVHC in articles for this part number is based on the latest European Chemicals Agency (ECHA) ‘Guidance on requirements for substances in articles’ posted at this URL: <https://echa.europa.eu/guidance-documents/guidance-on-reach>


Compatible Parts




TE Part # 2154854-1
SlimSeal Assembly, Plug, 1 position




TE Part # 2106135-2
Assembly, Free Hanging Plug, SLC, 2 pos



TE Part # 2063957-1
SDE COMMERCIAL TOOL & DIE




TE Part # 2106135-3
Assembly, Plug, 3-Position



TE Part # 2106135-4
Assembly, Free Hanging Plug, SLC, 4 pos

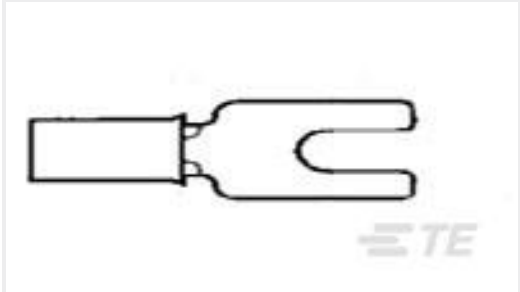


Also in the Series | SlimSeal Connectors Headers



Plug & Socket Lighting Connectors(19)

Customers Also Bought



TE Part #41343
SPADE 164(4.17MM) 20-16 AWG TPBR



TE Part #1-2106123-1
CONTACT,Recept, SLC, Tin Plated, On Stri



TE Part #2154854-1
SlimSeal Assembly, Plug, 1 position



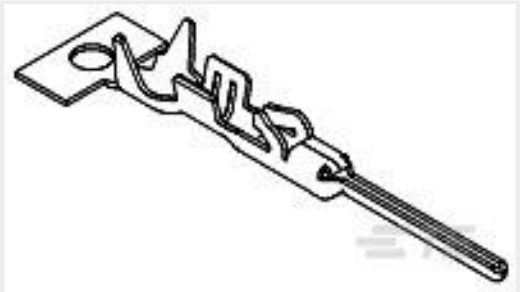
TE Part #1-2106123-2
CONTACT,Recept, SLC, Tin Plated, Loose P



TE Part #2106135-3
Assembly, Plug, 3-Position



TE Part #2106135-4
Assembly, Free Hanging Plug, SLC, 4 pos



TE Part #2-2106124-7
Contact, Tab, Tin Plated, LP 22-16 AWG



TE Part #2154852-1
SlimSeal Assy, Receptacle, 1-Position



TE Part #2106136-3
Assembly, Receptacle, 3-Position



TE Part #2063957-1
SDE COMMERCIAL TOOL & DIE

Documents

Product Drawings

Contact, Receptacle, Tin Plated, Loose P

English

CAD Files

Customer View Model

ENG_CVM_CVM_2106123-2_A.2d_dxf.zip



English

[3D PDF](#)

3D

Customer View Model

[ENG_CVM_CVM_2106123-2_A.3d_igs.zip](#)

English

Customer View Model

[ENG_CVM_CVM_2106123-2_A.3d_stp.zip](#)

English

By downloading the CAD file I accept and agree to the [Terms and Conditions](#) of use.

Datasheets & Catalog Pages

[SLIMSEAL_SSL_CONNECOTS](#)

English

Product Specifications

[Application Specification](#)

English