



Connectors > PCB Connectors > PCB Headers & Receptacles



PCB Connector Type: **PCB Mount Hermaphroditic Connector**

PCB Mount Orientation: **Horizontal**

Connector System: **Board-to-Board**

Number of Positions: **2**

Number of Rows: **1**

Features

Product Type Features

PCB Connector Type	PCB Mount Hermaphroditic Connector
Connector System	Board-to-Board
Sealable	No
Connector Product Type	Connector Assembly

Configuration Features

PCB Mount Orientation	Horizontal
Number of Positions	2
Number of Rows	1

Body Features

Primary Product Color	Natural
-----------------------	---------

Contact Features

Contact Underplating Material	Nickel
Mating Tab Thickness	.4 mm[.016 in]
Contact Mating Area Plating Material Finish	Matte



Contact Mating Area Plating Material Thickness	3.81 – 8.89 µm
Mating Tab Width	3.05 mm[.12 in]
Contact Mating Area Plating Material	Tin (Sn)
Contact Type	Hermaphroditic
Contact Current Rating (Max)	6 A

Termination Features

Rectangular Termination Post & Tail Width	1 mm[.039 in]
Rectangular Termination Post & Tail Thickness	.4 mm[.016 in]
Termination Method to PCB	Surface Mount

Mechanical Attachment

Mating Retention	Without
PCB Mount Retention Type	Solder Peg
PCB Mount Alignment Type	Pegs
PCB Mount Retention	Without
PCB Mount Alignment	With
Connector Mounting Type	Board Mount

Housing Features

Housing Material	LCP
Centerline (Pitch)	4 mm

Usage Conditions

Operating Temperature Range	-40 – 105 °C[-40 – 221 °F]
-----------------------------	----------------------------

Operation/Application

Circuit Application	Power & Signal
---------------------	----------------

Industry Standards

UL Flammability Rating	UL 94V-0
------------------------	----------

Packaging Features

Packaging Method	Pocket Tape
------------------	-------------

Product Compliance

For compliance documentation, visit the product page on TE.com>

EU RoHS Directive 2011/65/EU	Compliant
------------------------------	-----------



EU ELV Directive 2000/53/EC	Compliant
China RoHS 2 Directive MIIT Order No 32, 2016	No Restricted Materials Above Threshold
EU REACH Regulation (EC) No. 1907/2006	Current ECHA Candidate List: JAN 2025 (247) Candidate List Declared Against: JUNE 2024 (241) Does not contain REACH SVHC
Halogen Content	Low Halogen - Br, Cl, F, I < 900 ppm per homogenous material. Also BFR/CFR/PVC Free
Solder Process Capability	Reflow solder capable to 260°C

Product Compliance Disclaimer


This information is provided based on reasonable inquiry of our suppliers and represents our current actual knowledge based on the information they provided. This information is subject to change. The part numbers that TE has identified as EU RoHS compliant have a maximum concentration of 0.1% by weight in homogenous materials for lead, hexavalent chromium, mercury, PBB, PBDE, DBP, BBP, DEHP, DIBP, and 0.01% for cadmium, or qualify for an exemption to these limits as defined in the Annexes of Directive 2011/65/EU (RoHS2). Finished electrical and electronic equipment products will be CE marked as required by Directive 2011/65/EU. Components may not be CE marked. Additionally, the part numbers that TE has identified as EU ELV compliant have a maximum concentration of 0.1% by weight in homogenous materials for lead, hexavalent chromium, and mercury, and 0.01% for cadmium, or qualify for an exemption to these limits as defined in the Annexes of Directive 2000/53/EC (ELV). Regarding the REACH Regulation, the information TE provides on SVHC in articles for this part number is based on the latest European Chemicals Agency (ECHA) 'Guidance on requirements for substances in articles' posted at this URL: <https://echa.europa.eu/guidance-documents/guidance-on-reach>

Compatible Parts

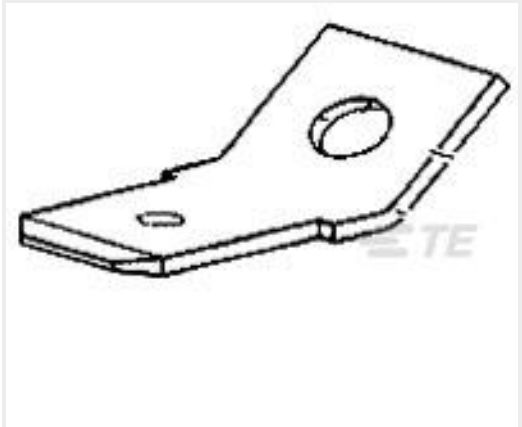


TE Part # 2213616-1
HERM BLADE & RECPT,2 POS,POST, SEL GOLD

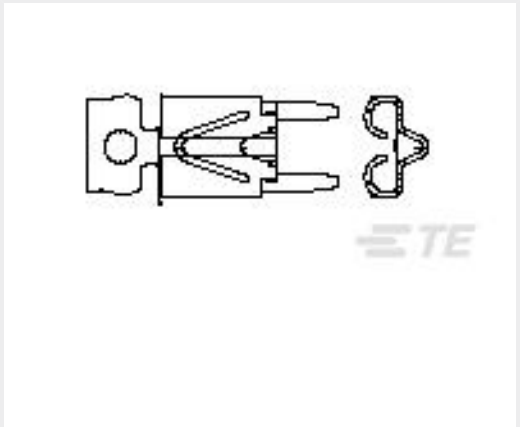
Customers Also Bought




TE Part #2154640-2
Herm Blade & Recept assy w/latch & posts



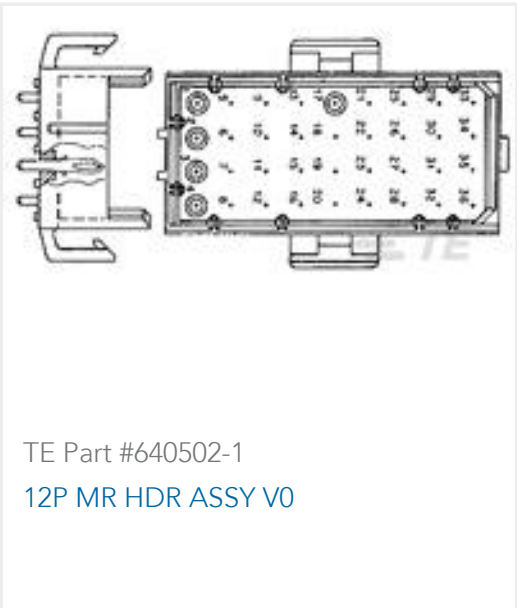
TE Part #42822-2
250 FASTON TAB TPBR



TE Part #63969-1
FASTON 205/250 PCB MOUNTED TPBR



TE Part #2834006-2
RELEASE POKE-IN CONNECTOR_2POLES



Documents

CAD Files

Customer View Model

ENG_CVM_CVM_2106212-1_A.2d_dxf.zip

English

3D PDF

3D

Customer View Model

ENG_CVM_CVM_2106212-1_A.3d_igs.zip

English

Customer View Model

ENG_CVM_CVM_2106212-1_A.3d_stp.zip

English

By downloading the CAD file I accept and agree to the [Terms and Conditions](#) of use.

Product Specifications

Application Specification

English

Agency Approvals

UL Report

English