




Connectors > Audio & Video Connectors > DisplayPort Connectors



PCB Mount Orientation: **Right Angle**

PCB Mount Location: **Top**

Termination Method to PCB: **Through Hole - Solder**

Screw Flange: **Without**

PCB Mount Retention Type: **Boardlock**

Features

Product Type Features

Connector & Housing Type	Receptacle
Connector System	Cable-to-Board
Connector & Contact Terminates To	Printed Circuit Board

Configuration Features

PCB Mount Orientation	Right Angle
Number of Positions	20

Contact Features

Contact Base Material	Copper Alloy
Contact Mating Area Plating Material	Gold (Au)

Termination Features

Termination Post & Tail Length	1.4 mm[.055 in]
Termination Method to PCB	Through Hole - Solder

Mechanical Attachment

PCB Mount Location	Top
--------------------	-----



Screw Flange	Without
PCB Mount Retention Type	Boardlock
Connector Mounting Type	Board Mount

Housing Features

Housing Material	High Temperature Thermoplastic
Housing Color	Black
Shell Material	Stainless Steel
Centerline (Pitch)	.6 mm[.02 in]

Operation/Application

Assembly Process Feature	Without Pick and Place Cover
Circuit Application	Signal

Industry Standards

UL Flammability Rating	UL 94V-0
------------------------	----------

Packaging Features

Packaging Method	Reel
------------------	------

Product Compliance

For compliance documentation, visit the product page on TE.com>

EU RoHS Directive 2011/65/EU	Compliant
EU ELV Directive 2000/53/EC	Compliant
China RoHS 2 Directive MIIT Order No 32, 2016	No Restricted Materials Above Threshold
EU REACH Regulation (EC) No. 1907/2006	Current ECHA Candidate List: JAN 2025 (247) Candidate List Declared Against: JUNE 2024 (241) Does not contain REACH SVHC
Halogen Content	Low Halogen - Br, Cl, F, I < 900 ppm per homogenous material. Also BFR/CFR/PVC Free
Solder Process Capability	Reflow solder capable to 260°C


Product Compliance Disclaimer

This information is provided based on reasonable inquiry of our suppliers and represents our current actual knowledge based on the information they provided. This information is subject to change. The part numbers that TE has identified as EU RoHS compliant have a maximum concentration of 0.1% by weight in homogenous materials for lead, hexavalent chromium, mercury, PBB, PBDE, DBP, BBP, DEHP, DIBP, and 0.01% for cadmium, or qualify for an exemption to these limits as defined in the Annexes of Directive 2011/65/EU (RoHS2). Finished electrical and electronic equipment products will be CE marked as required by Directive 2011/65/EU. Components may not be CE marked. Additionally, the part




numbers that TE has identified as EU ELV compliant have a maximum concentration of 0.1% by weight in homogenous materials for lead, hexavalent chromium, and mercury, and 0.01% for cadmium, or qualify for an exemption to these limits as defined in the Annexes of Directive 2000/53/EC (ELV). Regarding the REACH Regulation, the information TE provides on SVHC in articles for this part number is based on the latest European Chemicals Agency (ECHA) ‘Guidance on requirements for substances in articles’ posted at this URL: <https://echa.europa.eu/guidance-documents/guidance-on-reach>


Customers Also Bought




TE Part #ANT-916-PML  
Antenna Whip Swivel 916MHz RG178




TE Part #2102775-1  
DC, 7Row, Half End, RTM, MULTIGIG RT 2R




TE Part #2102774-1  
DC, 7Row, Center, RTM, MULTIGIG RT 2R




TE Part #1888251-1  
Low Profile,RJ45,1x4,GRN/YEL




TE Part #2302319-1  
RA ASSY, Cent RP0, MULTIGIG RT 2-S




TE Part #324587  
TERMINAL,PIDG SPD FLG 12-10 6



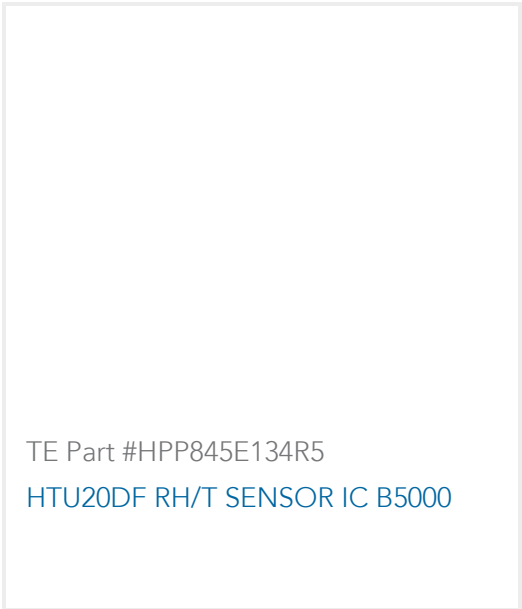
TE Part #7-2176087-4  
RP 1J 0.166W 402R 0.1% 25PPM 1K RL



TE Part #1-2176307-9  
RP 1E 0.1W 19K1 0.1% 25PPM 5K RL



TE Part #8-1393127-6  
PRD-3DH0-24=PRD



TE Part #HPP845E134R5  
HTU20DF RH/T SENSOR IC B5000

Documents

Product Drawings  
Mini Displayport Reverse Offset  
English

CAD Files  
3D PDF  
3D  
Customer View Model  
ENG\_CVM\_CVM\_2129320-3\_B\_c-2129320-3-b.2d\_dxf.zip  
English  
Customer View Model  
ENG\_CVM\_CVM\_2129320-3\_B\_c-2129320-3-b.3d\_igs.zip



English

Customer View Model

[ENG\\_CVM\\_CVM\\_2129320-3\\_B\\_c-2129320-3-b.3d\\_stp.zip](#)

English

By downloading the CAD file I accept and agree to the [Terms and Conditions](#) of use.

Product Specifications

[Product Specification](#)

English

[Product Specification](#)

English