



IMPACT

TE Internal #: 2143012-3  
60 Position High Speed Backplane Connector, 6 Row, 10 Column,  
PCB Mount Header, Vertical, Partially Shrouded, 1.9 mm [.075 in]  
Centerline, IMPACT

[View on TE.com >](#)

Connectors > PCB Connectors > Backplane Connectors > High Speed Backplane Connectors



Number of Positions: 60  
Row-to-Row Spacing: 1.35 mm [.053 in]  
Mating Alignment: With  
Mating Alignment Type: Polarization  
Number of Rows: 6

Features

Product Type Features

Signal Arrangement	Differential
Connector & Contact Terminates To	Printed Circuit Board
Connector System	Board-to-Board
PCB Connector Type	PCB Mount Header
Shroud Style	Partially Shrouded

Configuration Features

Number of Pairs	20
Number of Ground Positions	20
Number of Signal Positions	40
Stackable	No
Number of Positions	60
Number of Rows	6
Number of Columns	10
PCB Mount Orientation	Vertical



Guide Location	Unguided
----------------	----------

Electrical Characteristics

Operating Voltage	30 VDC
Impedance	100 Ω

Signal Characteristics

Data Rate	20 – 25 Gb/s
Number of Differential Pairs per Column	2

Body Features

Primary Product Color	Black
-----------------------	-------

Contact Features

Contact Underplating Material	Nickel
Contact Underplating Material Thickness	1.27 μm[50 μin]
PCB Contact Termination Area Plating Material Finish	Matte
Contact Mating Area Plating Material Thickness	.76 μm[29.92 – 59.84 μin]
Contact Shape & Form	Dual Beam
PCB Contact Termination Area Plating Material Thickness	.76 – 1.52 μm[30 – 60 μin]
Contact Layout	Inline
Contact Mating Area Plating Material	Gold (Au)
Contact Mating Area Length	5.5 mm[.217 in]
Contact Base Material	Copper Nickel Silicon
PCB Contact Termination Area Plating Material	Tin
Contact Type	Pin
Contact Current Rating (Max)	.75 A

Termination Features

Termination Method to PCB	Through Hole - Press-Fit
Termination Post & Tail Length	1.2 mm[.047 in]

Mechanical Attachment

Guide Hardware	Without
PCB Mount Retention	With
Mating Retention	Without
PCB Mount Retention Type	Action/Compliant Tail
Mating Alignment	With



Mating Alignment Type	Polarization
Connector Mounting Type	Board Mount

Housing Features

Number of Shrouded Sides	2
End Wall Location	Open
Housing Material	LCP
Centerline (Pitch)	1.9 mm[.075 in]

Dimensions

PCB Thickness (Recommended)	1.6 mm
Connector Width	24.6 mm[.96 in]
PCB Hole Diameter	.39 mm[.015 in]
Connector Height	12.7 mm[.49 in]
Connector Length	18.9 mm[.74 in]
Row-to-Row Spacing	1.35 mm[.053 in]

Usage Conditions

Operating Temperature Range	-55 – 85 °C[-67 – 185 °F]
-----------------------------	---------------------------

Operation/Application

Circuit Application	Signal
---------------------	--------

Industry Standards

UL Flammability Rating	UL 94V-0
Compatible With Approved Standards Products	UL E28476

Packaging Features

Packaging Method	Box & Tube, Tube
------------------	------------------

Product Compliance

For compliance documentation, visit the product page on TE.com>

EU RoHS Directive 2011/65/EU	Compliant
EU ELV Directive 2000/53/EC	Compliant
China RoHS 2 Directive MIIT Order No 32, 2016	No Restricted Materials Above Threshold
EU REACH Regulation (EC) No. 1907/2006	Current ECHA Candidate List: JAN 2025 (247) Candidate List Declared Against: JAN 2025 (247)



	Does not contain REACH SVHC
Halogen Content	Low Halogen - Br, Cl, F, I < 900 ppm per homogenous material. Also BFR/CFR/PVC Free
Solder Process Capability	Not applicable for solder process capability

Product Compliance Disclaimer

This information is provided based on reasonable inquiry of our suppliers and represents our current actual knowledge based on the information they provided. This information is subject to change. The part numbers that TE has identified as EU RoHS compliant have a maximum concentration of 0.1% by weight in homogenous materials for lead, hexavalent chromium, mercury, PBB, PBDE, DBP, BBP, DEHP, DIBP, and 0.01% for cadmium, or qualify for an exemption to these limits as defined in the Annexes of Directive 2011/65/EU (RoHS2). Finished electrical and electronic equipment products will be CE marked as required by Directive 2011/65/EU. Components may not be CE marked. Additionally, the part numbers that TE has identified as EU ELV compliant have a maximum concentration of 0.1% by weight in homogenous materials for lead, hexavalent chromium, and mercury, and 0.01% for cadmium, or qualify for an exemption to these limits as defined in the Annexes of Directive 2000/53/EC (ELV). Regarding the REACH Regulation, the information TE provides on SVHC in articles for this part number is based on the latest European Chemicals Agency (ECHA) ‘Guidance on requirements for substances in articles’ posted at this URL: <https://echa.europa.eu/guidance-documents/guidance-on-reach>


Compatible Parts



TE Part # 2057405-1

[IMP100S,R,RA2P10C,UG,39](#)

Also in the Series | IMPACT




[High Speed Backplane Connectors](#)

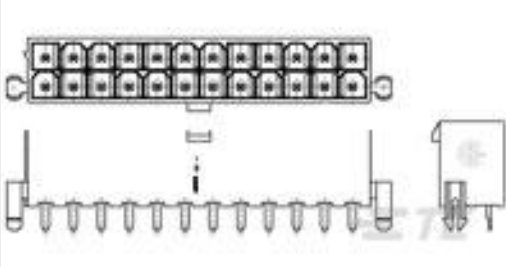
(149)

Customers Also Bought







TE Part #1-1393243-9  
RTE25005




TE Part #1586040-6  
6P VAL-U-LOK VRT HDR W/P V0



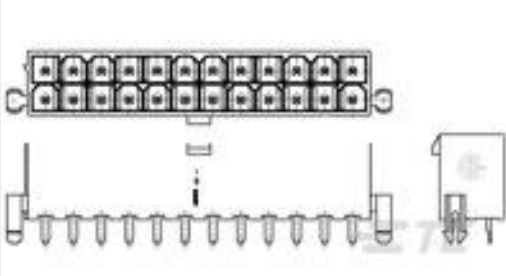
TE Part #1955491-1  
MJ,RJ45,SMT,SHLD,THRU HOLE SHIELD TABS




TE Part #3-2343522-3  
SFP56 STACKED 2X2 RECEPTACLE ASSEMBLY




TE Part #9-1415029-1  
PB114024




TE Part #1586040-2  
2P VAL-U-LOK VRT HDR W/P V0




TE Part #440055-8  
2.0MM,HDR,8POS,R/A



TE Part #2232580-2  
2P, PL RAST 5 Tab Header,TH, Vertical



TE Part #2232580-5  
5P, PL RAST 5 Tab Header, TH,Vertical



TE Part #2180613-1  
IMP100,S,H,RA2P10C,LG,OEWS39SL

Documents

Product Drawings  
[IMP100S,H,RA2P10C,UG,OEWS39,5.5](#)

English

CAD Files  
Customer View Model  
[ENG\\_CVM\\_CVM\\_2143012-3\\_A.2d\\_dxf.zip](#)

English

3D PDF

3D

Customer View Model  
[ENG\\_CVM\\_CVM\\_2143012-3\\_A.3d\\_igs.zip](#)

English

Customer View Model  
[ENG\\_CVM\\_CVM\\_2143012-3\\_A.3d\\_stp.zip](#)

English

By downloading the CAD file I accept and agree to the [Terms and Conditions](#) of use.

Product Specifications



Application Specification

English

Agency Approvals

Agency Approval Document

English