




Connectors > PCB Connectors > PCB Headers & Receptacles



PCB Connector Type: **PCB Mount Hermaphroditic Connector**

PCB Mount Orientation: **Right Angle**

Connector System: **Board-to-Board**

Number of Positions: **4**

Number of Rows: **1**

Features

Product Type Features

PCB Connector Type	PCB Mount Hermaphroditic Connector
Connector System	Board-to-Board
Sealable	No
Connector & Contact Terminates To	Printed Circuit Board
Connector Product Type	Connector Assembly

Configuration Features

PCB Mount Orientation	Right Angle
Number of Positions	4
Number of Rows	1

Body Features

Primary Product Color	Natural
-----------------------	---------

Contact Features

Contact Underplating Material	Nickel
Contact Base Material	Copper Alloy



Mating Tab Thickness	.4 mm[.016 in]
Contact Mating Area Plating Material Finish	Matte
Contact Mating Area Plating Material Thickness	3.81 – 8.89 µm
Mating Tab Width	3.05 mm[.12 in]
Contact Mating Area Plating Material	Tin (Sn)
Contact Type	Hermaphroditic
Contact Current Rating (Max)	6 A

Termination Features

Rectangular Termination Post & Tail Width	1 mm[.039 in]
Rectangular Termination Post & Tail Thickness	.4 mm[.016 in]
Termination Method to PCB	Surface Mount

Mechanical Attachment

Mating Retention	With
PCB Mount Retention Type	Solder Peg
PCB Mount Alignment Type	Pegs
PCB Mount Retention	Without
PCB Mount Alignment	With
Connector Mounting Type	Board Mount

Housing Features

Housing Material	LCP
Centerline (Pitch)	4 mm[.157 in]

Usage Conditions

Operating Temperature (Max)	105 °C[221 °F]
Operating Temperature Range	-40 – 105 °C[-40 – 221 °F]

Operation/Application

Circuit Application	Power & Signal
---------------------	----------------

Industry Standards

UL Flammability Rating	UL 94V-0
------------------------	----------

Packaging Features

Packaging Quantity	1000
Packaging Method	Box, Reel



Product Compliance

For compliance documentation, visit the product page on TE.com>

EU RoHS Directive 2011/65/EU	Compliant
EU ELV Directive 2000/53/EC	Compliant
China RoHS 2 Directive MIIT Order No 32, 2016	No Restricted Materials Above Threshold
EU REACH Regulation (EC) No. 1907/2006	Current ECHA Candidate List: JAN 2025 (247) Candidate List Declared Against: JAN 2025 (247) Does not contain REACH SVHC
Halogen Content	Low Halogen - Br, Cl, F, I < 900 ppm per homogenous material. Also BFR/CFR/PVC Free
Solder Process Capability	Not reviewed for solder process capability


Product Compliance Disclaimer

This information is provided based on reasonable inquiry of our suppliers and represents our current actual knowledge based on the information they provided. This information is subject to change. The part numbers that TE has identified as EU RoHS compliant have a maximum concentration of 0.1% by weight in homogenous materials for lead, hexavalent chromium, mercury, PBB, PBDE, DBP, BBP, DEHP, DIBP, and 0.01% for cadmium, or qualify for an exemption to these limits as defined in the Annexes of Directive 2011/65/EU (RoHS2). Finished electrical and electronic equipment products will be CE marked as required by Directive 2011/65/EU. Components may not be CE marked. Additionally, the part numbers that TE has identified as EU ELV compliant have a maximum concentration of 0.1% by weight in homogenous materials for lead, hexavalent chromium, and mercury, and 0.01% for cadmium, or qualify for an exemption to these limits as defined in the Annexes of Directive 2000/53/EC (ELV). Regarding the REACH Regulation, the information TE provides on SVHC in articles for this part number is based on the latest European Chemicals Agency (ECHA) ‘Guidance on requirements for substances in articles’ posted at this URL: <https://echa.europa.eu/guidance-documents/guidance-on-reach>

Compatible Parts



Customers Also Bought



TE Part #103670-6
07 MTE HDR SRST LATCH W/HLDWN




TE Part #6-520315-1
TRIOMATE ASSY V 11PL=3.556LDFR




TE Part #350583-4
03P UMNL PIN HDR ASSY V2 LF



TE Part #350586-4
09P UMNL HDR ASSY PC NATL LF




TE Part #5-147323-3
04 MTE HDR SRRA SMT.100CL



TE Part #4-794637-2
12P MICRO MNL ASSY,VRT,SMT LF



TE Part #CAT-025-DRAVS1274
D-Sub Receptacle Assembly: Vertical, Shell Size 1, 2.74mm



TE Part #103670-9
10 MTE HDR SRST LATCH W/HLDWN



TE Part #DRC22-50P02
HDR, 50P, BLK, ST, AU/NI/CU, 02

Documents

Product Drawings

Herm Blade & Recept assy w/latch & posts

English

CAD Files

3D PDF

3D

Customer View Model

ENG_CVM_CVM_2154640-2_A.2d_dxf.zip

English

Customer View Model

ENG_CVM_CVM_2154640-2_A.3d_igs.zip

English

Customer View Model

ENG_CVM_CVM_2154640-2_A.3d_stp.zip

English

By downloading the CAD file I accept and agree to the [Terms and Conditions](#) of use.

Product Specifications



Application Specification

English

Agency Approvals

UL Report

English