

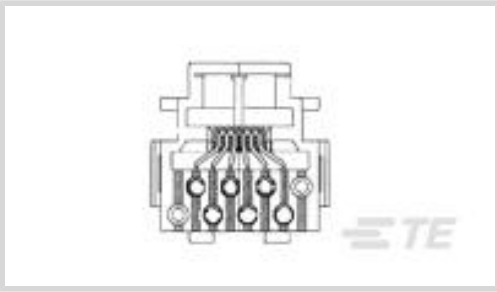


TE Internal #: 216000-2

1 x 1 Combo Jack, Single Port, RJ11 / RJ14 / RJ25, Standard Profile, Combo Jacks, Jack, Standard - Latch Down, None, Cat 3, Cable-to-Panel, 6 Position

[View on TE.com >](#)

Connectors > Modular Jacks & Plugs > Combo Jacks



Port Matrix Configuration: 1 x 1

Port Configuration: **Single Port**

Modular Jack & Plug Interface Type: **RJ11 / RJ14 / RJ25**

Connector Profile: **Standard**

Modular Jacks & Plugs Products: **Combo Jacks**

Features

Product Type Features

Connectors & Connector Components Type	Connector
Modular Jack & Plug Interface Type	RJ11 / RJ14 / RJ25
Modular Jacks & Plugs Products	Combo Jacks
Modular Connector Style	Jack
Grounding Options	None
Connector System	Cable-to-Panel

Configuration Features

Number of Ports	1
Port Matrix Configuration	1 x 1
Port Configuration	Single Port
Connector Contact Density	Standard
Number of Positions	6
Number of Loaded Positions	6

Body Features

Connector Profile	Standard
Modular Jack Latch Orientation	Standard - Latch Down

Contact Features

Contact Base Material	Phosphor Bronze
Contact Current Rating (Max)	1.5 A



Mechanical Attachment

Connector Mounting Type	Panel Mount
-------------------------	-------------

Housing Features

Housing Color	Black
Housing Material	PBT GF
Centerline (Pitch)	1.02 mm[.04 in]

Usage Conditions

Operating Temperature Range	-40 – 70 °C[-40 – 158 °F]
-----------------------------	---------------------------

Operation/Application

Indicator Type	No Indicator
Circuit Application	Signal
Shielded	No

Industry Standards

UL Flammability Rating	UL 94HB
Performance Category	Cat 3

Packaging Features

Packaging Quantity	500
Packaging Method	Box

Product Compliance

For compliance documentation, visit the product page on TE.com>

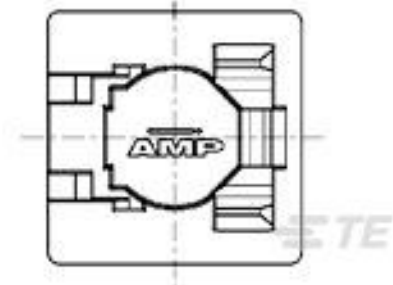
EU RoHS Directive 2011/65/EU	Compliant
EU ELV Directive 2000/53/EC	Compliant
China RoHS 2 Directive MIIT Order No 32, 2016	No Restricted Materials Above Threshold
EU REACH Regulation (EC) No. 1907/2006	Current ECHA Candidate List: JAN 2025 (247) Candidate List Declared Against: JUNE 2022 (224) Does not contain REACH SVHC
Halogen Content	Not Low Halogen - contains Br or Cl > 900 ppm.
Solder Process Capability	Not applicable for solder process capability

Product Compliance Disclaimer



This information is provided based on reasonable inquiry of our suppliers and represents our current actual knowledge based on the information they provided. This information is subject to change. The part numbers that TE has identified as EU RoHS compliant have a maximum concentration of 0.1% by weight in homogenous materials for lead, hexavalent chromium, mercury, PBB, PBDE, DBP, BBP, DEHP, DIBP, and 0.01% for cadmium, or qualify for an exemption to these limits as defined in the Annexes of Directive 2011/65/EU (RoHS2). Finished electrical and electronic equipment products will be CE marked as required by Directive 2011/65/EU. Components may not be CE marked. Additionally, the part numbers that TE has identified as EU ELV compliant have a maximum concentration of 0.1% by weight in homogenous materials for lead, hexavalent chromium, and mercury, and 0.01% for cadmium, or qualify for an exemption to these limits as defined in the Annexes of Directive 2000/53/EC (ELV). Regarding the REACH Regulation, the information TE provides on SVHC in articles for this part number is based on the latest European Chemicals Agency (ECHA) 'Guidance on requirements for substances in articles' posted at this URL: <https://echa.europa.eu/guidance-documents/guidance-on-reach>

Compatible Parts



TE Part # 106307-1
6P.COVER/SOLD.STOP



TE Part # 216003-2
06P.STUFFER CAP

Customers Also Bought



TE Part #3-1437624-1
PKD70B1/4=KNOB PLASTIC W/SKIRT




TE Part #5745647-1
HD KIT, MALE SCREW RET.




TE Part #5-146285-3
03 MODII HDR SRST B/A .100CL



TE Part #583853-8
TWIN LEAF TERMINAL STRIP



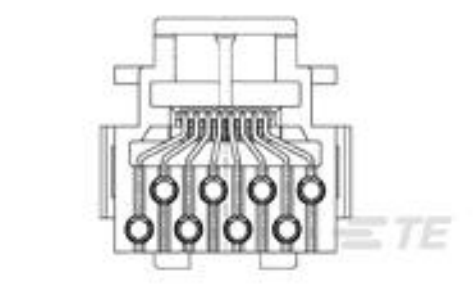
TE Part #5205817-1
KIT SCREWLOCK FEMALE



TE Part #5207719-1
KIT SCREWLOCK FEMALE



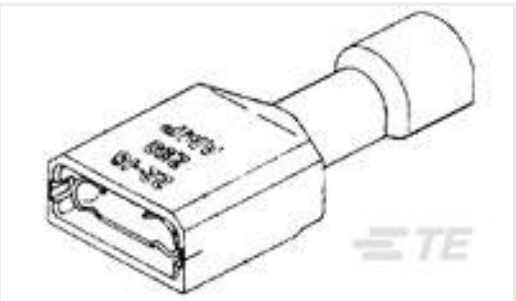
TE Part #4-1609134-7
20ESRM-3=F8277



TE Part #216005-1
8P. TOOLLESS MOD J.



TE Part #1-328281-1
[TERMINAL,PIDG SPD 16-14 6](#)



TE Part #9-520181-2
[ULTRA-FAST 187 ASSEMBLY REC 22-18 TPBR](#)

Documents

Product Drawings

[6P. TOOLLESS MOD J.](#)

English

CAD Files

[3D PDF](#)

3D

Customer View Model

[ENG_CVM_CVM_216000-2_F.2d_dxf.zip](#)

English

Customer View Model

[ENG_CVM_CVM_216000-2_F.3d_igs.zip](#)

English

Customer View Model

[ENG_CVM_CVM_216000-2_F.3d_stp.zip](#)

English

By downloading the CAD file I accept and agree to the [Terms and Conditions](#) of use.

Product Specifications

[application specification for toolless modular jack](#)

English

[Application Specification](#)

English