



Connectors > PCB Connectors > Card Edge Connectors > Card Edge Power Connectors



Connector System: **Board-to-Board**

Number of Positions: **40**

Centerline (Pitch): **6.84 mm, 8.24 mm [.27 in, .324 in]**

Contact Current Rating (Max): **15 A**

Circuit Application: **Power & Signal**

Features

Product Type Features

Connector & Contact Terminates To	Printed Circuit Board
Connector System	Board-to-Board

Configuration Features

PCB Mount Orientation	Vertical
Number of Positions	40
Number of Power Positions	16
Number of Signal Positions	24
Number of Dual Positions	8

Electrical Characteristics

Operating Voltage	300 V
-------------------	-------

Body Features

Primary Product Color	Black
-----------------------	-------

Contact Features

Contact Underplating Material	Nickel
Contact Base Material	Phosphor Bronze



PCB Contact Termination Area Plating Material	Tin
Contact Mating Area Plating Material Thickness	.76 μm[30 μin]
Contact Current Rating (Max)	15 A
Contact Mating Area Plating Material	Gold (Au)

Termination Features

Termination Post & Tail Length	3.5 mm[.138 in]
Termination Method to PCB	Through Hole - Press-Fit

Mechanical Attachment

Connector Mounting Type	Board Mount
PCB Mount Retention	With

Housing Features

Housing Material	Polyester GF
Centerline (Pitch)	6.84 mm, 8.24 mm[.27 in][.324 in]

Dimensions

Power Contact Centerline	2 mm[.078 in]
--------------------------	---------------

Operation/Application

Circuit Application	Power & Signal
---------------------	----------------

Industry Standards

UL Flammability Rating	UL 94V-0
------------------------	----------

Other

Position Locations Omitted	0
----------------------------	---

Product Compliance

For compliance documentation, visit the product page on [TE.com](#)>

EU RoHS Directive 2011/65/EU	Compliant
EU ELV Directive 2000/53/EC	Compliant
China RoHS 2 Directive MIIT Order No 32, 2016	No Restricted Materials Above Threshold
EU REACH Regulation (EC) No. 1907/2006	Current ECHA Candidate List: JAN 2025 (247) Candidate List Declared Against: JUNE 2024 (241) Does not contain REACH SVHC
Halogen Content	Not Low Halogen - contains Br or Cl > 900 ppm.




Solder Process Capability

Not applicable for solder process capability


Product Compliance Disclaimer

This information is provided based on reasonable inquiry of our suppliers and represents our current actual knowledge based on the information they provided. This information is subject to change. The part numbers that TE has identified as EU RoHS compliant have a maximum concentration of 0.1% by weight in homogenous materials for lead, hexavalent chromium, mercury, PBB, PBDE, DBP, BBP, DEHP, DIBP, and 0.01% for cadmium, or qualify for an exemption to these limits as defined in the Annexes of Directive 2011/65/EU (RoHS2). Finished electrical and electronic equipment products will be CE marked as required by Directive 2011/65/EU. Components may not be CE marked. Additionally, the part numbers that TE has identified as EU ELV compliant have a maximum concentration of 0.1% by weight in homogenous materials for lead, hexavalent chromium, and mercury, and 0.01% for cadmium, or qualify for an exemption to these limits as defined in the Annexes of Directive 2000/53/EC (ELV). Regarding the REACH Regulation, the information TE provides on SVHC in articles for this part number is based on the latest European Chemicals Agency (ECHA) 'Guidance on requirements for substances in articles' posted at this URL: <https://echa.europa.eu/guidance-documents/guidance-on-reach>


Customers Also Bought




TE Part #796136-3
ASSY, SMT BATTERY CONN




TE Part #6-1734248-0
1.0 FPC, ZIF V/T, SMT, 30P




TE Part #2401856-1
4X4 COMBO,MATE-AX,HDR ASSY, 90DEG,SEALED




TE Part #2323854-2
TAB0.63X0.63,MS




TE Part #2323881-4
TAB1.5X0.6,MS




TE Part #1892200-5
MBXLE R/A HDR 2P+24S+2P solder




TE Part #2274157-5
SFP+ assy 2x2 Spring Fingers 4 LP Sn



TE Part #2170184-2
20 POS SMT CONN, SFP+, 30A



TE Part #4-5223008-1
FB-5R,ASY,030,SIG,REC,EN,3.55



TE Part #936524-2
ECU 154P HDR ASSY

Documents

- CAD Files
- 3D PDF
- 3D



Customer View Model
[ENG_CVM_CVM_2170231-1_B.2d_dxf.zip](#)
English

Customer View Model
[ENG_CVM_CVM_2170231-1_B.3d_igs.zip](#)
English

Customer View Model
[ENG_CVM_CVM_2170231-1_B.3d_stp.zip](#)
English

By downloading the CAD file I accept and agree to the [Terms and Conditions](#) of use.

Product Specifications
[Application Specification](#)
English

Agency Approvals
[UL Report](#)
English