



Connectors > PCB Connectors > SAS & MiniSAS



SAS Connector Type: **SAS**

Connector & Housing Type: **Receptacle**

Connector System: **Wire-to-Board**

Number of Positions: **29**

Number of Rows: **1**

Features

Product Type Features

Connector & Contact Terminates To	Printed Circuit Board
SAS Connector Type	SAS
Connector & Housing Type	Receptacle
Connector System	Wire-to-Board

Configuration Features

Number of Positions	29
Number of Rows	1
Number of Ports	1
PCB Mount Orientation	Vertical

Contact Features

Contact Current Rating (Max)	.5 A, 1.5 A
------------------------------	-------------

Termination Features

Termination Method to PCB	Surface Mount
---------------------------	---------------

Mechanical Attachment

Connector Mounting Type	Board Mount
-------------------------	-------------



Housing Features

Centerline (Pitch)	.8 mm, 1.27 mm[.031 in][.05 in]
--------------------	---------------------------------

Operation/Application

Circuit Application	Power & Signal
---------------------	----------------

Industry Standards

PCIe/SAS Generation	Gen3
---------------------	------

Product Compliance


For compliance documentation, visit the product page on [TE.com](#)>

EU RoHS Directive 2011/65/EU	Compliant
EU ELV Directive 2000/53/EC	Compliant
China RoHS 2 Directive MIIT Order No 32, 2016	No Restricted Materials Above Threshold
EU REACH Regulation (EC) No. 1907/2006	Current ECHA Candidate List: JAN 2025 (247) Candidate List Declared Against: JUNE 2023 (235) Does not contain REACH SVHC
Halogen Content	Low Halogen - Br, Cl, F, I < 900 ppm per homogenous material. Also BFR/CFR/PVC Free
Solder Process Capability	Not reviewed for solder process capability


Product Compliance Disclaimer

This information is provided based on reasonable inquiry of our suppliers and represents our current actual knowledge based on the information they provided. This information is subject to change. The part numbers that TE has identified as EU RoHS compliant have a maximum concentration of 0.1% by weight in homogenous materials for lead, hexavalent chromium, mercury, PBB, PBDE, DBP, BBP, DEHP, DIBP, and 0.01% for cadmium, or qualify for an exemption to these limits as defined in the Annexes of Directive 2011/65/EU (RoHS2). Finished electrical and electronic equipment products will be CE marked as required by Directive 2011/65/EU. Components may not be CE marked. Additionally, the part numbers that TE has identified as EU ELV compliant have a maximum concentration of 0.1% by weight in homogenous materials for lead, hexavalent chromium, and mercury, and 0.01% for cadmium, or qualify for an exemption to these limits as defined in the Annexes of Directive 2000/53/EC (ELV). Regarding the REACH Regulation, the information TE provides on SVHC in articles for this part number is based on the latest European Chemicals Agency (ECHA) ‘Guidance on requirements for substances in articles’ posted at this URL: <https://echa.europa.eu/guidance-documents/guidance-on-reach>

Customers Also Bought



TE Part #1-5177985-0
0.8FH,R05H.5,200,08/Sn,TR,SC



TE Part #1658014-3
MSB0.80PL8ASY120FL,-,10,-TY



TE Part #2057630-1
CFP Receptacle Conn Assy




TE Part #2057930-1
CFP Backer Plate Assy



TE Part #5-5223961-1
TE UPM R/A Header 3P HC Power, LLL



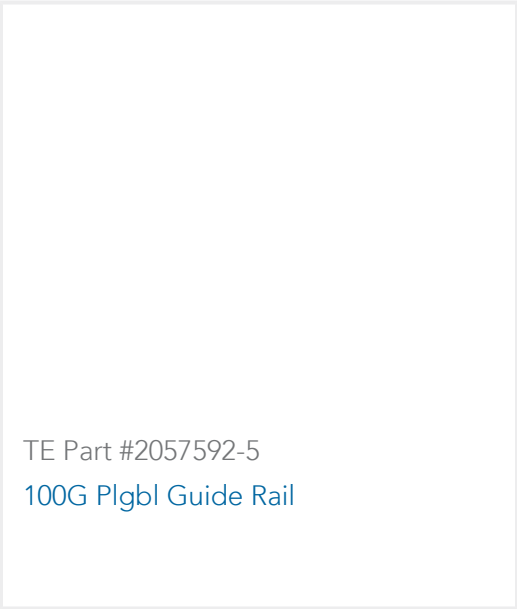
TE Part #5100159-1
2MM HDR, 55 POS EXTN MOD



TE Part #2227595-2
1X1 VERT ASSY, MINI SAS HD INTERNAL



TE Part #650947-5
096 EURO TYPE C PIN ST ASSY



TE Part #2057592-5
100G Plgbl Guide Rail

Documents

CAD Files

3D PDF

3D

Customer View Model

ENG_CVM_CVM_2170563-1_A.2d_dxf.zip

English

Customer View Model

ENG_CVM_CVM_2170563-1_A.3d_igs.zip

English

Customer View Model

ENG_CVM_CVM_2170563-1_A.3d_stp.zip

English

By downloading the CAD file I accept and agree to the [Terms and Conditions](#) of use.

Product Specifications

Application Specification

English