



Antennas



Antenna Type: Flexible PCB (FPC)

Band Type: Single Band

Primary Application: ISM, LoRaWAN, Zigbee

Wireless Application: ISM, LoRaWAN, Zigbee

Mounting Location: Internal/Embedded

Features

Product Type Features

Antenna Termination	MHF4
Antenna Product Type	Antenna

Configuration Features

Antenna Style	Flexible PCB
Antenna Type	Flexible PCB (FPC)
Band Type	Single Band
Mounting Location	Internal/Embedded

Electrical Characteristics

Impedance	50 Ω
Antenna Operation	Passive
VSWR (Max)	<2.5:1

Signal Characteristics

Frequency Band	868 – 915 MHz
Gain (Max)	3.2 dB, 4.5 dB



Frequency Category	698 – 960
Peak Gain	3 < 6 dBi

Body Features

Product Weight	1 g[.35 oz]
----------------	-------------

Mechanical Attachment

Polarization	Linear
Mounting Type	Adhesive Mount

Dimensions

Product Width	9 mm[.354 in]
Product Length	38 mm[1.49 in]
Product Height	.19 mm[.007 in]
Cable Length	.05 m[.16 ft]
Cable Insulation Diameter (Max)	1.13 mm[.044 in]

Operation/Application

Directionality	Omnidirectional
----------------	-----------------

Industry Standards

Primary Application	ISM, LoRaWAN, Zigbee
Wireless Application	ISM, LoRaWAN, Zigbee

Product Availability

Applicable Region	Global
-------------------	--------

Packaging Features

Packaging Method	Bag & Box
------------------	-----------

Other

Precision Level	Standard
-----------------	----------

Product Compliance

For compliance documentation, visit the product page on TE.com>

EU RoHS Directive 2011/65/EU	Compliant
EU ELV Directive 2000/53/EC	Compliant
China RoHS 2 Directive MIIT Order No 32, 2016	No Restricted Materials Above Threshold
EU REACH Regulation (EC) No. 1907/2006	Current ECHA Candidate List: JAN 2025 (247)



Candidate List Declared Against: JAN 2021 (211)
Does not contain REACH SVHC

Halogen Content	Low Bromine/Chlorine - Br and Cl < 900 ppm per homogenous material. Also BFR /CFR/PVC Free
Solder Process Capability	Not applicable for solder process capability

Product Compliance Disclaimer

This information is provided based on reasonable inquiry of our suppliers and represents our current actual knowledge based on the information they provided. This information is subject to change. The part numbers that TE has identified as EU RoHS compliant have a maximum concentration of 0.1% by weight in homogenous materials for lead, hexavalent chromium, mercury, PBB, PBDE, DBP, BBP, DEHP, DIBP, and 0.01% for cadmium, or qualify for an exemption to these limits as defined in the Annexes of Directive 2011/65/EU (RoHS2). Finished electrical and electronic equipment products will be CE marked as required by Directive 2011/65/EU. Components may not be CE marked. Additionally, the part numbers that TE has identified as EU ELV compliant have a maximum concentration of 0.1% by weight in homogenous materials for lead, hexavalent chromium, and mercury, and 0.01% for cadmium, or qualify for an exemption to these limits as defined in the Annexes of Directive 2000/53/EC (ELV). Regarding the REACH Regulation, the information TE provides on SVHC in articles for this part number is based on the latest European Chemicals Agency (ECHA) 'Guidance on requirements for substances in articles' posted at this URL: <https://echa.europa.eu/guidance-documents/guidance-on-reach>

Compatible Parts




TE Part # 2334884-1
UMCC Micro-Coax receptacle, Gen 4




TE Part # 2337019-1
UMCC Micro-Coax receptacle, Gen 1


Customers Also Bought




TE Part #2195835-4
ISM 868 / 915 MHz ANTENNA



TE Part #ANT-915-CPA
Antenna CER Patch 40mm Sq 915MHz Adh THM



TE Part #ANT-916-OC-LG-RPS
Antenna Whip Coil 916MHz Swivel RPS



TE Part #CONMHF4-SMD-G-T
MHF4 Jack 50 Ohm PCB Surface Mount





TE Part #2195846-1
FPC ANT, MHF, 50mm, 698-7125 MHz



TE Part #CAT-SI261-P729A
Glow Wire Signal Double Lock Plug



TE Part #7391-BCE-S-500-000
500PA DIFF. DIGITAL/ANALOG PRESSURE SENS



TE Part #ANT-868-WRT-SMA
Antenna Dome 868MHz RG174 216 SMA



TE Part #2195835-1
ISM 868 / 915 MHz ANTENNA

Documents

CAD Files

3D PDF

3D

Customer View Model

ENG_CVM_CVM_2195835-5_A.2d_dxf.zip

English

Customer View Model

ENG_CVM_CVM_2195835-5_A.3d_igs.zip

English

Customer View Model

ENG_CVM_CVM_2195835-5_A.3d_stp.zip

English

By downloading the CAD file I accept and agree to the [Terms and Conditions](#) of use.

Datasheets & Catalog Pages

ISM 868 / 915 MHz ANTENNA

English

Product Specifications

Product Specification

English