

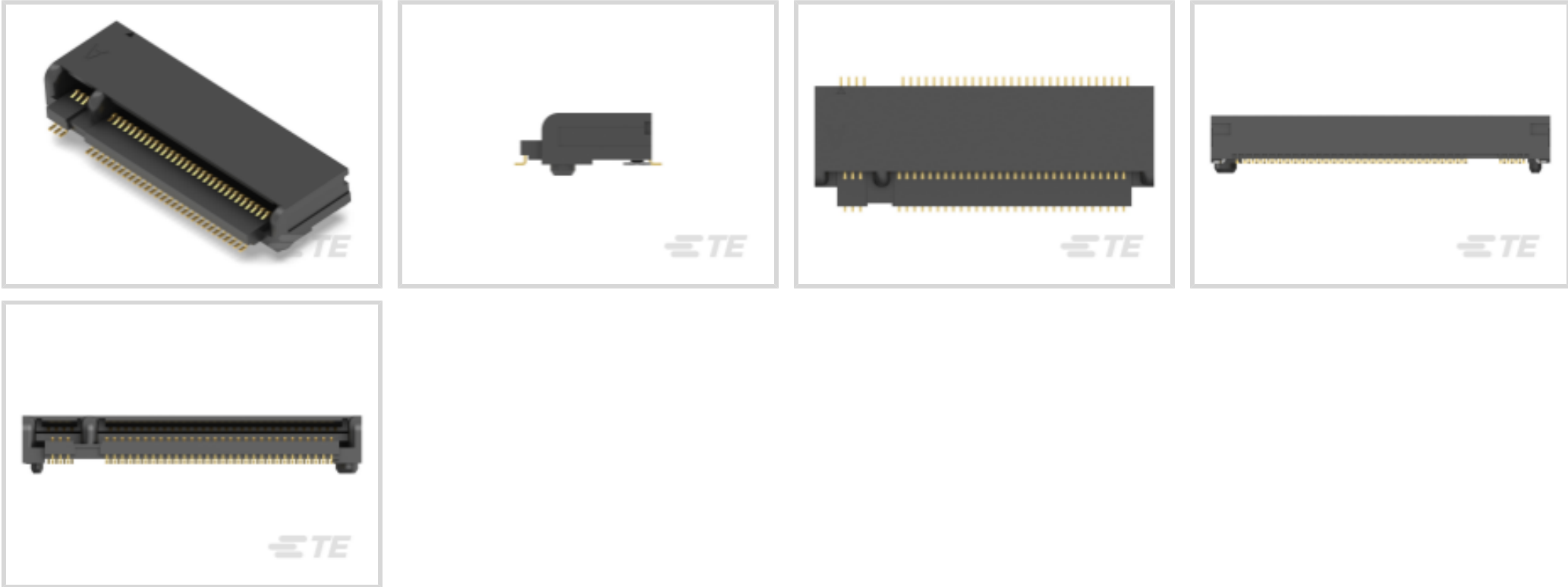


M.2 NGFF

TE Internal #: 2199119-8  
3.2 mm [.126 in] Height, A Code, Gold (Au), Power, -40 – 80 °C [-40 – 176 °F], M.2 NGFF, M.2 Connectors

[View on TE.com >](#)

Connectors > PCB Connectors > Card Edge Connectors > M.2 Connectors > M.2 Connectors



Connector Height: 3.2 mm [.126 in]  
Connector & Keying Code: A  
Contact Mating Area Plating Material: Gold (Au)  
Circuit Application: Power  
Operating Temperature Range: -40 – 80 °C [-40 – 176 °F]

[All M.2 Connectors \(29\)](#)

Features

Product Type Features

Connector & Contact Terminates To	Printed Circuit Board
Connector System	Board-to-Board

Configuration Features

Number of Positions	67
PCB Mount Orientation	Right Angle
Number of Rows	2

Electrical Characteristics

Operating Voltage	50 VAC
-------------------	--------

Body Features

Primary Product Color	Black
Connector & Keying Code	A

Contact Features

Contact Current Rating (Max)	.5 A
------------------------------	------



Contact Base Material	Copper Alloy
PCB Contact Termination Area Plating Material	Gold Flash, Tin
PCB Contact Termination Area Plating Material Finish	Matte
	15 µin
Contact Mating Area Plating Material	Gold (Au)

Termination Features

Termination Method to PCB	Surface Mount
---------------------------	---------------

Mechanical Attachment

Connector Mounting Type	Board Mount
-------------------------	-------------

Housing Features

Housing Material	High Temperature Thermoplastic
Centerline (Pitch)	.5 mm[.02 in]

Dimensions

Connector Width	8.7 mm[.343 in]
Connector Length	21.9 mm[.862 in]
Connector Height	3.2 mm[.126 in]

Usage Conditions

Operating Temperature Range	-40 – 80 °C[-40 – 176 °F]
-----------------------------	---------------------------

Operation/Application

Circuit Application	Power
---------------------	-------

Packaging Features

Packaging Method	Tape & Reel
------------------	-------------

Product Compliance

For compliance documentation, visit the product page on TE.com>

EU RoHS Directive 2011/65/EU	Compliant
EU ELV Directive 2000/53/EC	Compliant
China RoHS 2 Directive MIIT Order No 32, 2016	No Restricted Materials Above Threshold
EU REACH Regulation (EC) No. 1907/2006	Current ECHA Candidate List: JAN 2025 (247) Candidate List Declared Against: JAN 2025 (247) Does not contain REACH SVHC



Halogen Content	Low Bromine/Chlorine - Br and Cl < 900 ppm per homogenous material. Also BFR /CFR/PVC Free
Solder Process Capability	Reflow solder capable to 245°C

Product Compliance Disclaimer

This information is provided based on reasonable inquiry of our suppliers and represents our current actual knowledge based on the information they provided. This information is subject to change. The part numbers that TE has identified as EU RoHS compliant have a maximum concentration of 0.1% by weight in homogenous materials for lead, hexavalent chromium, mercury, PBB, PBDE, DBP, BBP, DEHP, DIBP, and 0.01% for cadmium, or qualify for an exemption to these limits as defined in the Annexes of Directive 2011/65/EU (RoHS2). Finished electrical and electronic equipment products will be CE marked as required by Directive 2011/65/EU. Components may not be CE marked. Additionally, the part numbers that TE has identified as EU ELV compliant have a maximum concentration of 0.1% by weight in homogenous materials for lead, hexavalent chromium, and mercury, and 0.01% for cadmium, or qualify for an exemption to these limits as defined in the Annexes of Directive 2000/53/EC (ELV). Regarding the REACH Regulation, the information TE provides on SVHC in articles for this part number is based on the latest European Chemicals Agency (ECHA) 'Guidance on requirements for substances in articles' posted at this URL: <https://echa.europa.eu/guidance-documents/guidance-on-reach>

Compatible Parts



TE Part # CAT-M2-C76264  
[M.2 Connectors](#)

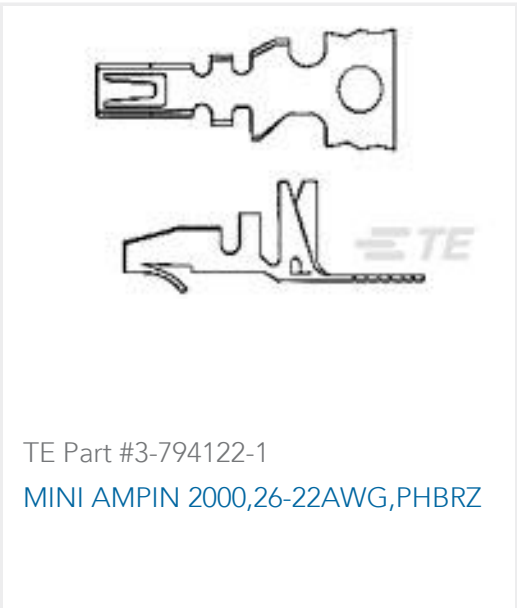
Also in the Series | [M.2 NGFF](#)




[M.2 Connectors\(32\)](#)

Customers Also Bought







TE Part #3-794122-1  
MINI AMPIN 2000,26-22AWG,PHBRZ




TE Part #2170703-1  
CAGE ASSEMBLY, QSFP28 1X1, SPRING




TE Part #5787775-1  
68 .8MM CHAMP OFSET CBL KIT




TE Part #2274001-1  
ZSFP+ 1X1 CAGE ASSEMBLY PRESSFIT




TE Part #2170088-2  
ZSFP+ Connector,15u"



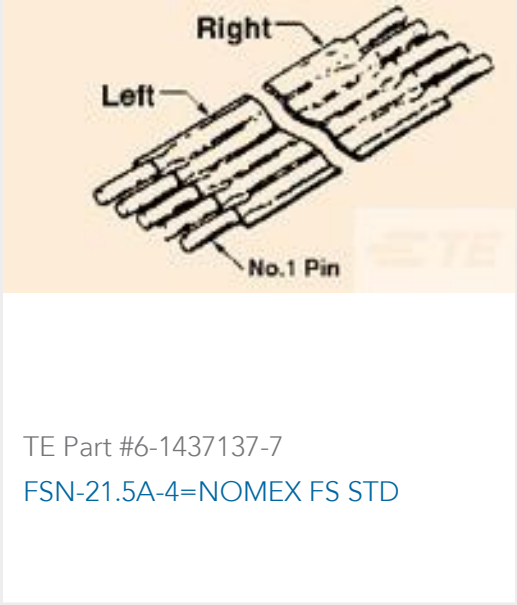
TE Part #4-2176177-6  
CRGH0603 1% 820K 0.2W



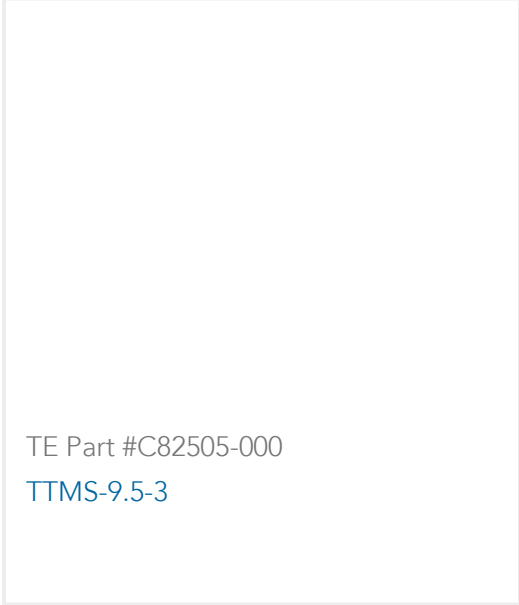
TE Part #60253-2  
FF 250 REC 16-12AWG TPBR



TE Part #1551920-1  
zQSFP+ connector assembly



TE Part #6-1437137-7  
FSN-21.5A-4=NOMEX FS STD



TE Part #C82505-000  
TTMS-9.5-3

Documents

Product Drawings  
M.2 0.5PITCH 3.2H KEY A 15U" AU  
English

CAD Files  
3D PDF  
3D  
Customer View Model  
ENG\_CVM\_CVM\_2199119-8\_C.2d\_dxf.zip  
English  
Customer View Model  
ENG\_CVM\_CVM\_2199119-8\_C.3d\_igs.zip  
English  
Customer View Model  
ENG\_CVM\_CVM\_2199119-8\_C.3d\_stp.zip  
English

By downloading the CAD file I accept and agree to the Terms and Conditions of use.

Datasheets & Catalog Pages



[1-1773702-1\\_NGFF\\_QRG-EN](#)

English

[1-1773706-1NGFF\\_QRG-SC](#)

[Product Specifications](#)

[Application Specification](#)

English