




Connectors > PCB Connectors > PCB Headers & Receptacles > MINI HERM ASSY



PCB Connector Type: **PCB Mount Hermaphroditic Connector**

PCB Mount Orientation: **Horizontal**

Connector System: **Board-to-Board**

Number of Positions: **2**

Number of Rows: **1**

[All MINI HERM ASSY \(5\)](#)

Features

Product Type Features

PCB Connector Type	PCB Mount Hermaphroditic Connector
Connector System	Board-to-Board
Sealable	No
Connector Product Type	Connector Assembly

Configuration Features

Board-to-Board Configuration	Co-Planar
PCB Mount Orientation	Horizontal
Number of Positions	2
Number of Rows	1

Body Features

Primary Product Color	Natural
-----------------------	---------

Contact Features

--	--



Contact Underplating Material	Nickel
Contact Mating Area Plating Material Thickness	3.81 – 7.62 µm
Mating Tab Width	1.55 mm[.061 in]
Mating Tab Thickness	.3 mm[.011 in]
Contact Mating Area Plating Material Finish	Matte
Contact Mating Area Plating Material	Gold (Au)
Contact Type	Hermaphroditic
Contact Current Rating (Max)	3 A

Termination Features

Rectangular Termination Post & Tail Width	.7 mm[.028 in]
Rectangular Termination Post & Tail Thickness	.3 mm[.011 in]
Termination Method to PCB	Surface Mount

Mechanical Attachment

PCB Mount Alignment Type	Pegs
PCB Mount Retention	Without
PCB Mount Alignment	With
Connector Mounting Type	Board Mount
Mating Alignment	Without

Housing Features

Housing Material	LCP
Centerline (Pitch)	3 mm[.118 in]

Usage Conditions

Operating Temperature Range	-40 – 105 °C[-40 – 221 °F]
-----------------------------	----------------------------

Operation/Application

Circuit Application	Power
---------------------	-------

Industry Standards

UL Flammability Rating	UL 94V-0
------------------------	----------

Packaging Features

Packaging Method	Tape & Reel
------------------	-------------

Product Compliance

For compliance documentation, visit the product page on [TE.com](#)>



EU RoHS Directive 2011/65/EU	Compliant
EU ELV Directive 2000/53/EC	Compliant
China RoHS 2 Directive MIIT Order No 32, 2016	No Restricted Materials Above Threshold
EU REACH Regulation (EC) No. 1907/2006	Current ECHA Candidate List: JAN 2025 (247) Candidate List Declared Against: JAN 2025 (247) Does not contain REACH SVHC
Halogen Content	Low Halogen - Br, Cl, F, I < 900 ppm per homogenous material. Also BFR/CFR/PVC Free
Solder Process Capability	Reflow solder capable to 260°C

Product Compliance Disclaimer

This information is provided based on reasonable inquiry of our suppliers and represents our current actual knowledge based on the information they provided. This information is subject to change. The part numbers that TE has identified as EU RoHS compliant have a maximum concentration of 0.1% by weight in homogenous materials for lead, hexavalent chromium, mercury, PBB, PBDE, DBP, BBP, DEHP, DIBP, and 0.01% for cadmium, or qualify for an exemption to these limits as defined in the Annexes of Directive 2011/65/EU (RoHS2). Finished electrical and electronic equipment products will be CE marked as required by Directive 2011/65/EU. Components may not be CE marked. Additionally, the part numbers that TE has identified as EU ELV compliant have a maximum concentration of 0.1% by weight in homogenous materials for lead, hexavalent chromium, and mercury, and 0.01% for cadmium, or qualify for an exemption to these limits as defined in the Annexes of Directive 2000/53/EC (ELV). Regarding the REACH Regulations, TE’s information on SVHC in articles for this part number is still based on the European Chemical Agency (ECHA) ‘Guidance on requirements for substances in articles’(Version: 2, April 2011), applying the 0.1% weight on weight concentration threshold at the finished product level. TE is aware of the European Court of Justice ruling of September 10th, 2015 also known as O5A (Once An Article Always An Article) stating that, in case of ‘complex object’, the threshold for a SVHC must be applied to both the product as a whole and simultaneously to each of the articles forming part of its composition. TE has evaluated this ruling based on the new ECHA “Guidance on requirements for substances in articles” (June 2017, version 4.0) and will be updating its statements accordingly.

Compatible Parts




TE Part # 2306038-1
MINI HERM ASSY - SELECT GOLD




TE Part # 1971567-1
MINIATURE HERMAPHRODITIC (2P)

Customers Also Bought







TE Part #1879207-2
RN 0603 205K 0.1% 10PPM 5K RL




TE Part #1558666-3
T9GS1L14-12



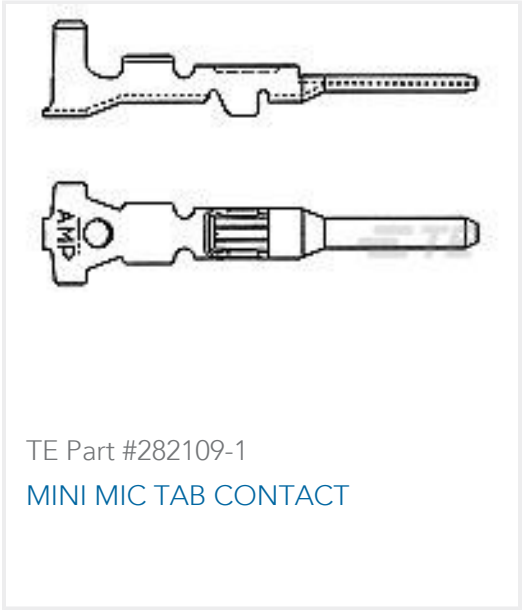
TE Part #2213614-1
HERM BLADE & REC,2 POS,LATCH,
SELECT GOLD




TE Part #2176402-3
3540 390R 5%




TE Part #4-1676966-1
SMW2 4R7 5%




TE Part #282109-1
MINI MIC TAB CONTACT




TE Part #5-2176392-2
RQ 1206 453K 0.1% 10PPM 5K RL



TE Part #5650118-3
CONN SEC II 6 POS 100C/L R/A



TE Part #9-1456610-2
16P 040 VERT HYBRID CAP ASSY



TE Part #7-2151607-7
OCEAN_2.0_SPARE_PART_KIT-
077F105F

Documents

Product Drawings

MINI HERM ASSY WITH POSTS - SELECT GOLD

English

CAD Files

3D PDF

3D

Customer View Model

ENG_CVM_CVM_2213611-1_A.2d_dxf.zip

English

Customer View Model

ENG_CVM_CVM_2213611-1_A.3d_igs.zip

English

Customer View Model

ENG_CVM_CVM_2213611-1_A.3d_stp.zip

English

By downloading the CAD file I accept and agree to the [Terms and Conditions](#) of use.

Datasheets & Catalog Pages



Hermaphroditic Connectors with Select Gold Plating Flyer

Hermaphroditic Connectors with Select Gold Plating Flyer

English

Product Specifications

Application Specification

English

Agency Approvals

Mini Hermaphroditic Connectors

English