



Connectors > PCB Connectors > PCB Headers & Receptacles



PCB Connector Type: **PCB Mount Hermaphroditic Connector**

PCB Mount Orientation: **Horizontal**

Connector System: **Board-to-Board**

Number of Positions: **6**

Number of Rows: **1**

Features

Product Type Features

PCB Connector Type	PCB Mount Hermaphroditic Connector
Connector System	Board-to-Board
Sealable	No
Connector & Contact Terminates To	Printed Circuit Board
Connector Product Type	Connector Assembly

Configuration Features

PCB Mount Orientation	Horizontal
Number of Positions	6
Number of Rows	1

Body Features

Primary Product Color	Natural
-----------------------	---------

Contact Features

Contact Underplating Material	Nickel
Contact Mating Area Plating Material Thickness	1.52 – 3.04 µm



Mating Tab Width	3.05 mm[.12 in]
Mating Tab Thickness	.4 mm[.015 in]
Contact Mating Area Plating Material Finish	Matte
Contact Mating Area Plating Material	Gold (Au)
Contact Type	Hermaphroditic
Contact Current Rating (Max)	6 A

Termination Features

Rectangular Termination Post & Tail Width	1 mm[.039 in]
Rectangular Termination Post & Tail Thickness	.4 mm[.015 in]
Termination Method to PCB	Surface Mount

Mechanical Attachment

PCB Mount Alignment Type	Pegs
PCB Mount Retention	Without
PCB Mount Alignment	With
Connector Mounting Type	Board Mount
Mating Alignment	Without

Housing Features

Housing Material	LCP
Centerline (Pitch)	4 mm[.157 in]

Packaging Features

Packaging Method	Pocket Tape
------------------	-------------

Product Compliance

For compliance documentation, visit the product page on [TE.com](#)>

EU RoHS Directive 2011/65/EU	Compliant
EU ELV Directive 2000/53/EC	Compliant
China RoHS 2 Directive MIIT Order No 32, 2016	No Restricted Materials Above Threshold
EU REACH Regulation (EC) No. 1907/2006	Current ECHA Candidate List: JAN 2025 (247) Candidate List Declared Against: JAN 2025 (247) Does not contain REACH SVHC
Halogen Content	Low Halogen - Br, Cl, F, I < 900 ppm per homogenous material. Also BFR/CFR/PVC



Free

Not reviewed for solder process capability

Product Compliance Disclaimer

This information is provided based on reasonable inquiry of our suppliers and represents our current actual knowledge based on the information they provided. This information is subject to change. The part numbers that TE has identified as EU RoHS compliant have a maximum concentration of 0.1% by weight in homogenous materials for lead, hexavalent chromium, mercury, PBB, PBDE, DBP, BBP, DEHP, DIBP, and 0.01% for cadmium, or qualify for an exemption to these limits as defined in the Annexes of Directive 2011/65/EU (RoHS2). Finished electrical and electronic equipment products will be CE marked as required by Directive 2011/65/EU. Components may not be CE marked. Additionally, the part numbers that TE has identified as EU ELV compliant have a maximum concentration of 0.1% by weight in homogenous materials for lead, hexavalent chromium, and mercury, and 0.01% for cadmium, or qualify for an exemption to these limits as defined in the Annexes of Directive 2000/53/EC (ELV). Regarding the REACH Regulation, the information TE provides on SVHC in articles for this part number is based on the latest European Chemicals Agency (ECHA) ‘Guidance on requirements for substances in articles’ posted at this URL: <https://echa.europa.eu/guidance-documents/guidance-on-reach>

Compatible Parts




TE Part # 2058299-3
WTB HOUSING, 6 POS, NATURAL




TE Part # 2213617-3
HERM BLADE & RCPT, LATCH, POST, SEL GOLD


Customers Also Bought




TE Part #3-1625867-8
RP 1J 0.166W 15R 0.1% 25PPM 1K RL



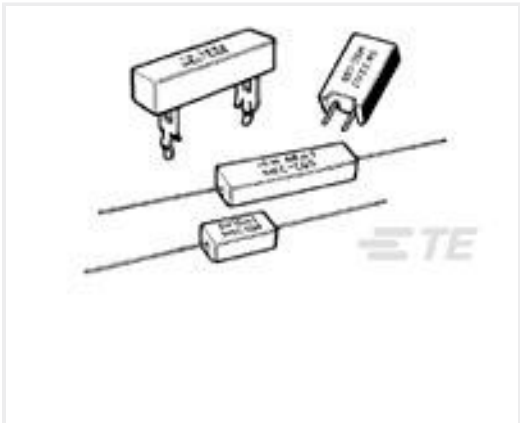
TE Part #1393258-4
V23047-A1012-A501




TE Part #CONMMCX001
MMCX Jack 50 Ohm PCB Through Hole




TE Part #2213614-3
HERM BLADE & REC, 6 POS, LATCH, SEL GOLD




TE Part #1623789-1
SQM7 100R 5% (WIRE)



TE Part #3-1393250-3
W28-XQ1A-20=W28



TE Part #5-146129-1
03 MODII HDR SR SFMNT B/A .100



TE Part #2205062-2
CA MICRO-MATCH MOW-MOW 8POS



Documents

Product Drawings

HERM BLADE & RCPT,LATCH, POST,SEL GOLD

English

CAD Files

3D PDF

3D

Customer View Model

ENG_CVM_CVM_2213617-3_A.2d_dxf.zip

English

Customer View Model

ENG_CVM_CVM_2213617-3_A.3d_igs.zip

English

Customer View Model

ENG_CVM_CVM_2213617-3_A.3d_stp.zip

English

By downloading the CAD file I accept and agree to the [Terms and Conditions](#) of use.

Datasheets & Catalog Pages

Hermaphroditic Connectors with Select Gold Plating Flyer

Hermaphroditic Connectors with Select Gold Plating Flyer

English

Product Specifications

Application Specification

English

Agency Approvals

UL Report

English