



Connectors > Lighting Connectors > LED Holders



Lighting Connector Features Included: **Not Optic Compatible, Zhaga Inspired**

Operating Voltage: **60 VDC**

Termination Method to Wire & Cable: **Poke-In**

Connector System: **Wire-to-Component**

Number of Positions: **2**

Features

Product Type Features

COB Substrate Thickness	1 mm
LED Holders Product Type	LED Holder
Connector System	Wire-to-Component
Connector & Contact Terminates To	Wire & Cable

Configuration Features

Lighting Connector Features Included	Not Optic Compatible, Zhaga Inspired
Number of Positions	2

Electrical Characteristics

Current Rating (Max)	3 A
Operating Voltage	60 VDC

Contact Features

Contact Mating Area Plating Material	Gold (Au)
Contact Base Material	Copper Alloy
Contact Current Rating (Max)	3 A



Termination Features

Termination Method to Wire & Cable	Poke-In
------------------------------------	---------

Housing Features

Housing Material	PBT GF
------------------	--------

Usage Conditions

Operating Temperature Range	-40 – 105 °C[-40 – 221 °F]
-----------------------------	----------------------------

Operation/Application

Circuit Application	Power
---------------------	-------

Product Compliance

For compliance documentation, visit the product page on TE.com>

EU RoHS Directive 2011/65/EU	Compliant
EU ELV Directive 2000/53/EC	Compliant
China RoHS 2 Directive MIIT Order No 32, 2016	No Restricted Materials Above Threshold
EU REACH Regulation (EC) No. 1907/2006	Current ECHA Candidate List: JAN 2025 (247) Candidate List Declared Against: JAN 2025 (247) Does not contain REACH SVHC
Halogen Content	Low Halogen - Br, Cl, F, I < 900 ppm per homogenous material. Also BFR/CFR/PVC Free
Solder Process Capability	Not reviewed for solder process capability

Product Compliance Disclaimer

This information is provided based on reasonable inquiry of our suppliers and represents our current actual knowledge based on the information they provided. This information is subject to change. The part numbers that TE has identified as EU RoHS compliant have a maximum concentration of 0.1% by weight in homogenous materials for lead, hexavalent chromium, mercury, PBB, PBDE, DBP, BBP, DEHP, DIBP, and 0.01% for cadmium, or qualify for an exemption to these limits as defined in the Annexes of Directive 2011/65/EU (RoHS2). Finished electrical and electronic equipment products will be CE marked as required by Directive 2011/65/EU. Components may not be CE marked. Additionally, the part numbers that TE has identified as EU ELV compliant have a maximum concentration of 0.1% by weight in homogenous materials for lead, hexavalent chromium, and mercury, and 0.01% for cadmium, or qualify for an exemption to these limits as defined in the Annexes of Directive 2000/53/EC (ELV). Regarding the REACH Regulation, the information TE provides on SVHC in articles for this part number is based on the latest European Chemicals Agency (ECHA) 'Guidance on requirements for substances in articles' posted at this URL: <https://echa.europa.eu/guidance-documents/guidance-on-reach>

Compatible Parts






TE Part # 2213678-4


Z35 MINI LED HOLDER 12*15MM COUNTERSUNC

Also in the Series | LUMAWISE LED Holders




LED Holders(70)

Customers Also Bought




TE Part #2332473-1

GASKET, TOOL-LESS DIMMING RECPT SEALING




TE Part #2213382-1

LUMAWISE LED HOLDER Z50 LOW PROFILE 1619




TE Part #2363638-1

Recept, LUMAWISE Endurance S2 Kit, Zhaga




TE Part #40977

RING TERMINAL 18-14 AWG TPBR




TE Part #2362252-2

COMPACT PUSH GRIP SOL, TIN BONDED, 2 POS




TE Part #2213130-1

LUMAWISE LED HOLDER Z50 LOW PROFILE 2024




TE Part #63012-2

250 FASTON FLAG REC 18-14 AWG TPBR




TE Part #2213480-2

LUMAWISE Z50 LED HOLDER 2727 GENERAL



TE Part #Y12345-000

ALR-SC-10A



TE Part #2834037-1

RECEPTACLE, 2PINS WIRE TO WIRE CONNECTOR



Documents

CAD Files

3D PDF

3D

Customer View Model

ENG_CVM_CVM_2213678-3_C.2d_dxf.zip

English

Customer View Model

ENG_CVM_CVM_2213678-3_C.3d_igs.zip

English

Customer View Model

ENG_CVM_CVM_2213678-3_C.3d_stp.zip

English

By downloading the CAD file I accept and agree to the [Terms and Conditions](#) of use.

Datasheets & Catalog Pages

LUMAWISE LED Holder Type Z35

English

LUMAWISE LED Holder Type Z35

Product Specifications

Application Specification

English

Application Specification

English

Agency Approvals

KEMA Certificate label

English