



Terminals & Splices > Splices > CoolSplice Quick Connect Splice



Splice Type: **Butt Splice**

Wire Size: **.75 – .82 mm²**

Sealable: **Yes**

Splice Capacity: **4**

[All CoolSplice Quick Connect Splice \(12\)](#)

Features

Product Type Features

Splice Type	Butt Splice
Sealable	Yes
Compatible With Discrete Wire Type	Solid, Stranded
Wire Insulation Support Retention Type	Insulation Support

Configuration Features

Splice Capacity	4
Compatible With Wire & Cable Type	Discrete Wire

Electrical Characteristics

Operating Voltage	600 V
Current Rating	5 A

Body Features

Button Color	Blue
Splice Features	End Feed



Primary Product Color	Clear
-----------------------	-------

Contact Features

Contact Base Material	Phosphor Bronze
-----------------------	-----------------

Mechanical Attachment

Wire Insulation Support	With
-------------------------	------

Dimensions

Wire Size	.75 – .82 mm²
Compatible Insulation Diameter Range	1.75 – 2.85 mm[.069 – .112 in]
Product Length	36.4 mm[1.433 in]

Usage Conditions

Insulation Option	Fully Insulated
Operating Temperature Range	-40 – 105 °C[-40 – 221 °F]

Operation/Application

Compatible With Wire Base Material	Copper
------------------------------------	--------

Industry Standards

Compatible With Agency/Standards Products	IEC, UL
UL Flammability Rating	UL 94V-2
Compatible With Approved Standards Products	IEC 60988-2-3, UL 1977, UL 2459
Government Qualified Splice	No

Packaging Features

Packaging Method	Box
------------------	-----

Product Compliance

For compliance documentation, visit the product page on TE.com>

EU RoHS Directive 2011/65/EU	Compliant
EU ELV Directive 2000/53/EC	Compliant
China RoHS 2 Directive MIIT Order No 32, 2016	No Restricted Materials Above Threshold
EU REACH Regulation (EC) No. 1907/2006	Current ECHA Candidate List: JAN 2025 (247) Candidate List Declared Against: JAN 2025 (247) SVHC > Threshold: UV-329 (1% in 16619256163) Article Safe Usage Statements: Wash thoroughly after handling. Do not handle until all safety precautions have been read and understood. Recycle if possible and dispose of the article by



following all applicable governmental regulations relevant to your geographic location.

Halogen Content	Low Halogen - Br, Cl, F, I < 900 ppm per homogenous material. Also BFR/CFR/PVC Free
Solder Process Capability	Not reviewed for solder process capability

Product Compliance Disclaimer

This information is provided based on reasonable inquiry of our suppliers and represents our current actual knowledge based on the information they provided. This information is subject to change. The part numbers that TE has identified as EU RoHS compliant have a maximum concentration of 0.1% by weight in homogenous materials for lead, hexavalent chromium, mercury, PBB, PBDE, DBP, BBP, DEHP, DIBP, and 0.01% for cadmium, or qualify for an exemption to these limits as defined in the Annexes of Directive 2011/65/EU (RoHS2). Finished electrical and electronic equipment products will be CE marked as required by Directive 2011/65/EU. Components may not be CE marked. Additionally, the part numbers that TE has identified as EU ELV compliant have a maximum concentration of 0.1% by weight in homogenous materials for lead, hexavalent chromium, and mercury, and 0.01% for cadmium, or qualify for an exemption to these limits as defined in the Annexes of Directive 2000/53/EC (ELV). Regarding the REACH Regulation, the information TE provides on SVHC in articles for this part number is based on the latest European Chemicals Agency (ECHA) 'Guidance on requirements for substances in articles' posted at this URL: <https://echa.europa.eu/guidance-documents/guidance-on-reach>

Compatible Parts



TE Part # 2213800-1
[COOLSPLICE NEW STANDARD](#)

Also in the Series | [CoolSplice Connectors](#)



[Splices\(12\)](#)

Customers Also Bought




TE Part #DTM06-3S-E004
PLG, 3P, BLK, N



TE Part #1676480-6
CRG0402 1% 11K



TE Part #368405-2
ACTION PIN FOR 040 TAB



TE Part #8062234001
CGPT-19/9.5-45-SP



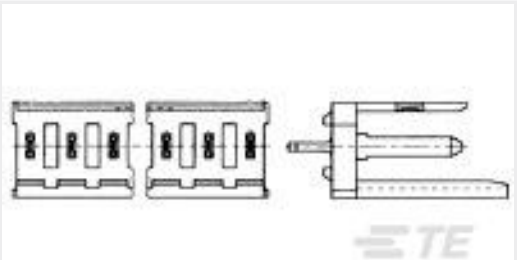
TE Part #1718760-2
MCON 1.2 LL TAB SWS AU



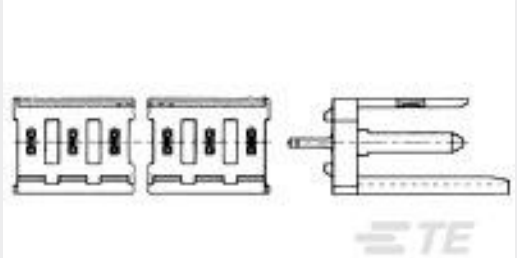
TE Part #1586892-1
03P UMNL HDR ASSY R/A, GW



TE Part #2176337-2
CRGCQ 0402 12R 1%



TE Part #280610-2
4P MOD 1 SHROUDED HEADER, ST, 0.4 Au



TE Part #280611-2
6P MOD 1 SHROUDED HEADER, ST, 0.4 Au



TE Part #2213800-1
COOLSPLICE NEW STANDARD

Documents

Product Drawings

COOLSPLICE NEW STANDARD

English

CAD Files

3D PDF

3D

Customer View Model

ENG_CVM_CVM_2213800-2_D2.2d_dxf.zip

English

Customer View Model

ENG_CVM_CVM_2213800-2_D2.3d_igs.zip

English

Customer View Model

ENG_CVM_CVM_2213800-2_D2.3d_stp.zip

English

By downloading the CAD file I accept and agree to the [Terms and Conditions](#) of use.

Datasheets & Catalog Pages



CoolSplice New Standard flyer (Chinese)

English

CoolSplice Connector

CoolSplice Connector

English

Product Specifications

Application Specification

English

Instruction Sheets

Instruction Sheet (U.S.)

English

Agency Approvals

DEKRA_CB_NL-68995_C1 CoolSplice IEC60998-2-3

English