



Cable Assemblies > Copper Cable Assemblies > M8/M12 Cable Assemblies > M8 Straight Pigtail, Female



Cable Assembly Type: **M8 Pigtail**

Number of Positions: **3**

Cable Assembly Length: **3 m**

M8/M12 Application Type: **Sensor/Actuator**

Connector & Keying Code: **A**

[All M8 Straight Pigtail, Female \(32\)](#)

Features

Product Type Features

Cable Assembly Type	M8 Pigtail
Cable Assembly (End A)	M8 Socket

Configuration Features

Number of Positions	3
---------------------	---

Electrical Characteristics

Operating Voltage	60 VDC
-------------------	--------

Body Features

Jacket Material	PUR
Connector Color (End A)	Black
Cable Color	Black
Wire Color (Base)	Brown, Blue, Black
Connector & Keying Code	A

Contact Features

Contact Current Rating (Max)	4 A
------------------------------	-----

Mechanical Attachment

Thread Size	M8
Connector Orientation (End A)	Straight



Housing Features

Housing Material	Plastic
------------------	---------

Dimensions

Outside Cable Diameter	4.1 mm[.161 in]
Wire Size	22 AWG

Usage Conditions

Operating Temperature Range	-30 – 80 °C[-22 – 176 °F]
-----------------------------	---------------------------

Operation/Application

M8/M12 Application Type	Sensor/Actuator
Shielded	No

Packaging Features

Packaging Method	Box
Packaging Quantity	25

Other

Field Serviceable	Yes
Cable Assembly Length	3 m
Cable Assembly Configuration	Single Ended

Product Compliance

For compliance documentation, visit the product page on [TE.com](#)>

EU RoHS Directive 2011/65/EU	Compliant
EU ELV Directive 2000/53/EC	Compliant
China RoHS 2 Directive MIIT Order No 32, 2016	No Restricted Materials Above Threshold
EU REACH Regulation (EC) No. 1907/2006	Current ECHA Candidate List: JAN 2025 (247) Candidate List Declared Against: JAN 2022 (223) Does not contain REACH SVHC
Halogen Content	Low Halogen - Br, Cl, F, I < 900 ppm per homogenous material. Also BFR/CFR/PVC Free
Solder Process Capability	Not applicable for solder process capability

Product Compliance Disclaimer



This information is provided based on reasonable inquiry of our suppliers and represents our current actual knowledge based on the information they provided. This information is subject to change. The part numbers that TE has identified as EU RoHS compliant have a maximum concentration of 0.1% by weight in homogenous materials for lead, hexavalent chromium, mercury, PBB, PBDE, DBP, BBP, DEHP, DIBP, and 0.01% for cadmium, or qualify for an exemption to these limits as defined in the Annexes of Directive 2011/65/EU (RoHS2). Finished electrical and electronic equipment products will be CE marked as required by Directive 2011/65/EU. Components may not be CE marked. Additionally, the part numbers that TE has identified as EU ELV compliant have a maximum concentration of 0.1% by weight in homogenous materials for lead, hexavalent chromium, and mercury, and 0.01% for cadmium, or qualify for an exemption to these limits as defined in the Annexes of Directive 2000/53/EC (ELV). Regarding the REACH Regulation, the information TE provides on SVHC in articles for this part number is based on the latest European Chemicals Agency (ECHA) 'Guidance on requirements for substances in articles' posted at this URL: <https://echa.europa.eu/guidance-documents/guidance-on-reach>


Compatible Parts



TE Part # T4051110003-004

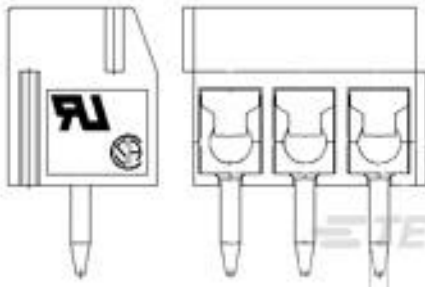
M8 CABLE ST MALE 3M 3P PVC CABLE

Customers Also Bought




TE Part #T4032014031-000

M8.MLE.PNLFRONT.3POS.STR




TE Part #1-1776275-2

12P TB ,90deg,VT,3.5mm,Blue,w /interlock




TE Part #CAT-SE594-M1E

M8 Straight Pigtail, Female




TE Part #CAT-C73765-M1B

M8 Panel Mount Wire




TE Part #YDTS24F15-35PNV001

RECP ASSY



TE Part #1-2273121-5

M12 angled plug to M12 strgt socket AA



TE Part #3-1617020-2

FW1301G02 = M5757/10-053

Documents

- Product Drawings
- M8 x 1.0 straight socket Pigtail
- English
- CAD Files
- 3D PDF



3D

Customer View Model

[ENG_CVM_CVM_2273001-2_A.2d_dxf.zip](#)

English

Customer View Model

[ENG_CVM_CVM_2273001-2_A.3d_igs.zip](#)

English

Customer View Model

[ENG_CVM_CVM_2273001-2_A.3d_stp.zip](#)

English

By downloading the CAD file I accept and agree to the [Terms and Conditions](#) of use.

Datasheets & Catalog Pages

[M8 / M12 Connector System Catalog](#)

English

[M8 / M12 Connector System Catalog](#)

Japanese

[1-1773730-5_M8M12_SYSTEM_FLYER](#)

English

Product Specifications

[Product Specification](#)

English