



Cable Assemblies > Copper Cable Assemblies > M8/M12 Cable Assemblies > M12 A-Code Female R/A LED Pigtail



Cable Assembly Type: **M12 Pigtail**

Number of Positions: **4**

Cable Assembly Length: **5 m**

M8/M12 Application Type: **Sensor/Actuator**

Connector & Keying Code: **A**

[All M12 A-Code Female R/A LED Pigtail \(16\)](#)

Features

Product Type Features

Cable Assembly Type	M12 Pigtail
Cable Assembly (End A)	M12 Socket

Configuration Features

Configuration Number	A
Number of Positions	4

Electrical Characteristics

Operating Voltage	24 VDC
-------------------	--------

Body Features

Jacket Material	PUR
Connector Color (End A)	Black
Cable Color	Black
Wire Color (Base)	Brown, Blue, Black
Connector & Keying Code	A

Contact Features

Contact Current Rating (Max)	4 A
------------------------------	-----

Mechanical Attachment

Thread Size	M12
-------------	-----



Connector Orientation (End A)	Right Angle
Housing Features	
Housing Material	Plastic
Dimensions	
Outside Cable Diameter	4.3 mm[.161 in]
Wire Size	22 AWG
Usage Conditions	
Operating Temperature Range	-30 – 80 °C[-22 – 176 °F]
Operation/Application	
Indicator Type	LED
M8/M12 Application Type	Sensor/Actuator
Shielded	No
Packaging Features	
Packaging Method	Box
Packaging Quantity	25
Other	
Field Serviceable	Yes
Cable Assembly Length	5 m
Cable Assembly Configuration	Single Ended
Product Compliance	
For compliance documentation, visit the product page on TE.com>	
EU RoHS Directive 2011/65/EU	Compliant
EU ELV Directive 2000/53/EC	Compliant
China RoHS 2 Directive MIIT Order No 32, 2016	No Restricted Materials Above Threshold
EU REACH Regulation (EC) No. 1907/2006	Current ECHA Candidate List: JAN 2025 (247) Candidate List Declared Against: JAN 2022 (223) Does not contain REACH SVHC
Halogen Content	Low Halogen - Br, Cl, F, I < 900 ppm per homogenous material. Also BFR/CFR/PVC Free
Solder Process Capability	Not applicable for solder process capability



Product Compliance Disclaimer


This information is provided based on reasonable inquiry of our suppliers and represents our current actual knowledge based on the information they provided. This information is subject to change. The part numbers that TE has identified as EU RoHS compliant have a maximum concentration of 0.1% by weight in homogenous materials for lead, hexavalent chromium, mercury, PBB, PBDE, DBP, BBP, DEHP, DIBP, and 0.01% for cadmium, or qualify for an exemption to these limits as defined in the Annexes of Directive 2011/65/EU (RoHS2). Finished electrical and electronic equipment products will be CE marked as required by Directive 2011/65/EU. Components may not be CE marked. Additionally, the part numbers that TE has identified as EU ELV compliant have a maximum concentration of 0.1% by weight in homogenous materials for lead, hexavalent chromium, and mercury, and 0.01% for cadmium, or qualify for an exemption to these limits as defined in the Annexes of Directive 2000/53/EC (ELV). Regarding the REACH Regulation, the information TE provides on SVHC in articles for this part number is based on the latest European Chemicals Agency (ECHA) ‘Guidance on requirements for substances in articles’ posted at this URL: <https://echa.europa.eu/guidance-documents/guidance-on-reach>

Compatible Parts




TE Part # T4151120004-005
RPC-M12-MS-4CON-PUR-5.0


Customers Also Bought




TE Part #1625999-3
HSC100 10R 5%



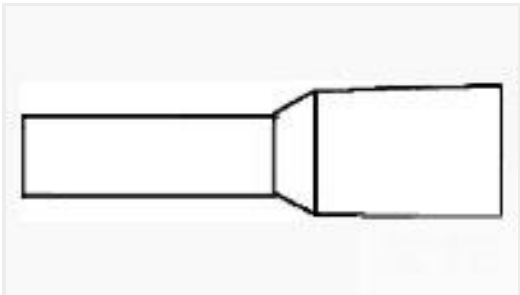
TE Part #31880
PIDG R 22-16 COMM 22-18 MIL 4




TE Part #3-1625999-2
HSC100 3R0 5%



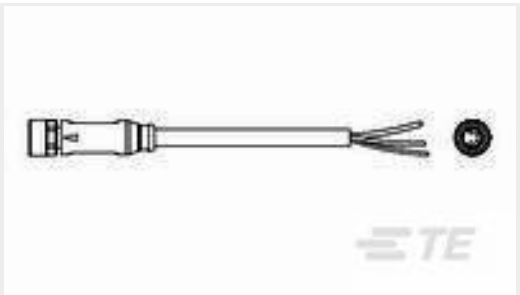
TE Part #T4110011081-000
M12 F, 8P GOLD A_CODE S
SHIELDED PG7




TE Part #966292-2
FER,WIRE,PL SLV, .14/26,L8,BROWN,LP



TE Part #CAT-FSE0006
Compact Compression Load Cell



TE Part #1-2273003-2
M8 x 1.0 straight socket Pigtail



TE Part #EH2289-000
DWFR-6/2-0-STK



TE Part #T4111011081-000
M12 M, 8P GOLD A_CODE S
SHIELDED PG7

Documents

Product Drawings

M12 x 1.0 angled socket pigt SH 2 LED A

English

CAD Files

Customer View Model

ENG_CVM_CVM_2273104-3_A.3d_igs.zip

English

Customer View Model

ENG_CVM_CVM_2273104-3_A.3d_stp.zip

English

Customer View Model

ENG_CVM_CVM_2273104-3_A.2d_dxf.zip

English

3D PDF

3D

By downloading the CAD file I accept and agree to the [Terms and Conditions](#) of use.

Datasheets & Catalog Pages

M8 / M12 Connector System Catalog

English

M8 / M12 Connector System Catalog

Japanese

Product Specifications

Product Specification

English