



Cable Assemblies > Copper Cable Assemblies > M8/M12 Cable Assemblies > M8 FS - M12 MS Cable Assembly BL



Cable Assembly Type: **M8 to M12**

Number of Positions: **3**

Cable Assembly Length: **.6 m**

M8/M12 Application Type: **Sensor/Actuator**

Connector & Keying Code: **A**

[All M8 FS - M12 MS Cable Assembly BL \(20\)](#)

Features

Product Type Features

Cable Assembly Type	M8 to M12
Cable Assembly (End A)	M8 Socket
Cable Assembly (End B)	M12 Plug

Configuration Features

Number of Positions	3
---------------------	---

Electrical Characteristics

Operating Voltage	60 VDC
-------------------	--------

Body Features

Jacket Material	PUR
Connector Color (End B)	Black
Connector Color (End A)	Black
Cable Color	Black
Wire Color (Base)	Brown, Blue, Black
Connector & Keying Code	A

Contact Features

Contact Current Rating (Max)	4 A
------------------------------	-----

Mechanical Attachment



Thread Size	M12 x M8
Connector Orientation (End A)	Straight
Connector Orientation (End B)	Straight

Housing Features

Housing Material	Plastic
------------------	---------

Dimensions

Outside Cable Diameter	4.1 mm[.161 in]
Wire Size	22 AWG

Usage Conditions

Operating Temperature Range	-40 – 80 °C[-40 – 176 °F]
-----------------------------	---------------------------

Operation/Application

M8/M12 Application Type	Sensor/Actuator
Shielded	No

Packaging Features

Packaging Method	Box
------------------	-----

Other

Field Serviceable	Yes
Cable Assembly Length	.6 m
Cable Assembly Configuration	Double Ended

Product Compliance

For compliance documentation, visit the product page on TE.com>

EU RoHS Directive 2011/65/EU	Compliant
EU ELV Directive 2000/53/EC	Compliant
China RoHS 2 Directive MIIT Order No 32, 2016	No Restricted Materials Above Threshold
EU REACH Regulation (EC) No. 1907/2006	Current ECHA Candidate List: JAN 2025 (247) Candidate List Declared Against: JAN 2022 (223) Does not contain REACH SVHC
Halogen Content	Low Halogen - Br, Cl, F, I < 900 ppm per homogenous material. Also BFR/CFR/PVC Free
Solder Process Capability	Not applicable for solder process capability



Product Compliance Disclaimer


This information is provided based on reasonable inquiry of our suppliers and represents our current actual knowledge based on the information they provided. This information is subject to change. The part numbers that TE has identified as EU RoHS compliant have a maximum concentration of 0.1% by weight in homogenous materials for lead, hexavalent chromium, mercury, PBB, PBDE, DBP, BBP, DEHP, DIBP, and 0.01% for cadmium, or qualify for an exemption to these limits as defined in the Annexes of Directive 2011/65/EU (RoHS2). Finished electrical and electronic equipment products will be CE marked as required by Directive 2011/65/EU. Components may not be CE marked. Additionally, the part numbers that TE has identified as EU ELV compliant have a maximum concentration of 0.1% by weight in homogenous materials for lead, hexavalent chromium, and mercury, and 0.01% for cadmium, or qualify for an exemption to these limits as defined in the Annexes of Directive 2000/53/EC (ELV). Regarding the REACH Regulation, the information TE provides on SVHC in articles for this part number is based on the latest European Chemicals Agency (ECHA) ‘Guidance on requirements for substances in articles’ posted at this URL: <https://echa.europa.eu/guidance-documents/guidance-on-reach>

Compatible Parts




TE Part # T4051120003-001
M8 CABLE ST MALE 0.5M 3P PUR
CABLE

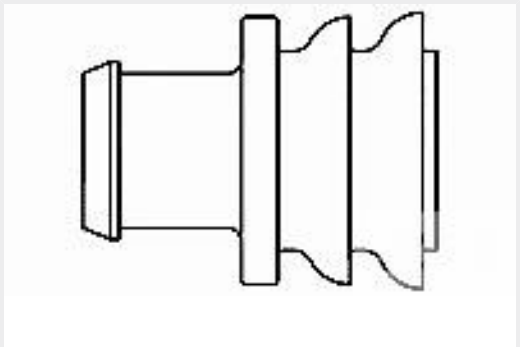
Customers Also Bought




TE Part #114017-ZZ
SEALING PLUG, SIZE 12/16, WHT




TE Part #CAT-AM71-CH8172
AMP SUPERSEAL 1.5MM,
CONNECTOR HOUSING




TE Part #281934-2
SINGLE WIRE SEAL




TE Part #CAT-D48-ST273
DEUTSCH Solid Contacts



TE Part #CAT-D487-W416
Wedgelocks: DEUTSCH DT



TE Part #DT06-2S
PLG, 2P, GRY, N



TE Part #DT04-2P
REC, 2P, GRY, N

Documents

Product Drawings
M8 strgt socket to M12 strgt plug AA
English



CAD Files

3D PDF

3D

Customer View Model

ENG_CVM_CVM_2273110-2_A.2d_dxf.zip

English

Customer View Model

ENG_CVM_CVM_2273110-2_A.3d_igs.zip

English

Customer View Model

ENG_CVM_CVM_2273110-2_A.3d_stp.zip

English

By downloading the CAD file I accept and agree to the [Terms and Conditions](#) of use.

Datasheets & Catalog Pages

M8 / M12 Connector System Catalog

English

M8 / M12 Connector System Catalog

Japanese

Product Specifications

Product Specification

English