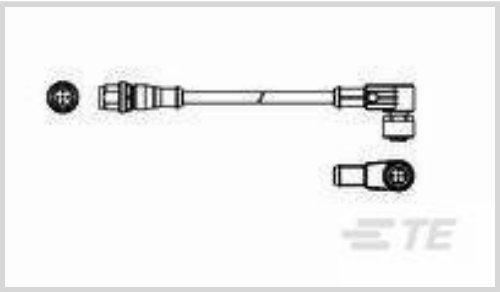




Cable Assemblies > Copper Cable Assemblies > M8/M12 Cable Assemblies



Cable Assembly Type: **M12**

Number of Positions: **5**

Cable Assembly Length: **2 m**

M8/M12 Application Type: **Sensor/Actuator**

Connector & Keying Code: **A**

Features

Product Type Features

Cable Assembly Type	M12
Cable Assembly (End A)	M12 Plug
Cable Assembly (End B)	M12 Socket

Configuration Features

Number of Positions	5
---------------------	---

Electrical Characteristics

Operating Voltage	125 VDC
-------------------	---------

Body Features

Jacket Material	PUR
Connector Color (End B)	Black
Connector Color (End A)	Black
Cable Color	Black
Wire Color (Base)	Brown, White, Blue, Black, Gray
Connector & Keying Code	A

Contact Features

Contact Current Rating (Max)	4 A
------------------------------	-----

Mechanical Attachment

Thread Size	M12 x M12
Connector Orientation (End A)	Straight



Connector Orientation (End B)	Right Angle
-------------------------------	-------------

Housing Features

Housing Material	Plastic
------------------	---------

Dimensions

Outside Cable Diameter	5 mm[.196 in]
Wire Size	22 AWG

Usage Conditions

Operating Temperature Range	-50 – 80 °C[-58 – 176 °F]
-----------------------------	---------------------------

Operation/Application

M8/M12 Application Type	Sensor/Actuator
Shielded	No

Packaging Features

Packaging Method	Box
------------------	-----

Other

Field Serviceable	Yes
Cable Assembly Length	2 m
Cable Assembly Configuration	Double Ended

Product Compliance

For compliance documentation, visit the product page on TE.com>

EU RoHS Directive 2011/65/EU	Compliant
EU ELV Directive 2000/53/EC	Compliant
China RoHS 2 Directive MIIT Order No 32, 2016	No Restricted Materials Above Threshold
EU REACH Regulation (EC) No. 1907/2006	Current ECHA Candidate List: JAN 2025 (247) Candidate List Declared Against: JAN 2022 (223) Does not contain REACH SVHC
Halogen Content	Low Halogen - Br, Cl, F, I < 900 ppm per homogenous material. Also BFR/CFR/PVC Free
Solder Process Capability	Not applicable for solder process capability

Product Compliance Disclaimer




This information is provided based on reasonable inquiry of our suppliers and represents our current actual knowledge based on the information they provided. This information is subject to change. The part numbers that TE has identified as EU RoHS compliant have a maximum concentration of 0.1% by weight in homogenous materials for lead, hexavalent chromium, mercury, PBB, PBDE, DBP, BBP, DEHP, DIBP, and 0.01% for cadmium, or qualify for an exemption to these limits as defined in the Annexes of Directive 2011/65/EU (RoHS2). Finished electrical and electronic equipment products will be CE marked as required by Directive 2011/65/EU. Components may not be CE marked. Additionally, the part numbers that TE has identified as EU ELV compliant have a maximum concentration of 0.1% by weight in homogenous materials for lead, hexavalent chromium, and mercury, and 0.01% for cadmium, or qualify for an exemption to these limits as defined in the Annexes of Directive 2000/53/EC (ELV). Regarding the REACH Regulation, the information TE provides on SVHC in articles for this part number is based on the latest European Chemicals Agency (ECHA) 'Guidance on requirements for substances in articles' posted at this URL: <https://echa.europa.eu/guidance-documents/guidance-on-reach>

Compatible Parts




TE Part # T4151320005-003
RPC-M12-FS-5CON-PUR-1.5


Customers Also Bought




TE Part #160655-4
FF 110 REC TERMINAL 20-15 AWG
PTPPB




TE Part #W6S
WEDGE LOCK, 6P, PLG, ORG, STD,
DT




TE Part #DT06-6S
PLG, 6P, GRY, N




TE Part #5-1418760-1
MCON 1.2 LL TAB STC SN



TE Part #4-1618388-6
LEV200A5NAA=RELAY, SPST-NO



TE Part #928343-8
STD-TIMER GEH 8P



TE Part #1-2364700-4
AVH25 FLT SS LK RNG GRN 12V16A

Documents

Product Drawings
M12 strgt plug to M12 angled socket AA
English

CAD Files
3D PDF



3D

Customer View Model

[ENG_CVM_CVM_2273118-5_A.2d_dxf.zip](#)

English

Customer View Model

[ENG_CVM_CVM_2273118-5_A.3d_igs.zip](#)

English

Customer View Model

[ENG_CVM_CVM_2273118-5_A.3d_stp.zip](#)

English

By downloading the CAD file I accept and agree to the [Terms and Conditions](#) of use.

Datasheets & Catalog Pages

[M8 / M12 Connector System Catalog](#)

English

[M8 / M12 Connector System Catalog](#)

Japanese

Product Specifications

[Product Specification](#)

English