




Connectors > D-Shaped Connectors



Number of Positions: 9
Connector & Housing Type: Receptacle
Connector System: Wire-to-Board
Connector Mounting Type: Board Mount
Connector Shell Size: 1

Features

Product Type Features

Connector & Housing Type	Receptacle
Connector System	Wire-to-Board
Connector Shell Size	1
Connector & Contact Terminates To	Printed Circuit Board

Configuration Features

PCB Mount Orientation	Vertical
Number of Rows	2
Number of Positions	9

Body Features

Primary Product Color	Black
Connector Profile	High

Contact Features

Contact Shape & Form	Round
Contact Current Rating (Max)	1.5 A



Contact Options	Installed
-----------------	-----------

Termination Features

Termination Method to PCB	Through Hole - Solder
Termination Post & Tail Diameter	.6 mm[.023 in]

Mechanical Attachment

Mating Retention	With
PCB Mount Retention Type	Boardlock
Mating Retention Type	Threaded Inserts, 4-40 UNC
PCB Mount Retention	With
Connector Mounting Type	Board Mount

Housing Features

Housing Material	PBT GF
Centerline (Pitch)	2.77 mm[.109 in]

Dimensions

Row-to-Row Spacing	2.84 mm[.111 in]
--------------------	------------------

Usage Conditions

Operating Temperature Range	-55 – 105 °C[-67 – 221 °F]
-----------------------------	----------------------------

Operation/Application

Circuit Application	Signal
---------------------	--------

Product Compliance

For compliance documentation, visit the product page on TE.com>

EU RoHS Directive 2011/65/EU	Compliant
EU ELV Directive 2000/53/EC	Out of Scope
China RoHS 2 Directive MIIT Order No 32, 2016	No Restricted Materials Above Threshold
EU REACH Regulation (EC) No. 1907/2006	Current ECHA Candidate List: JAN 2025 (247) Candidate List Declared Against: JAN 2025 (247) SVHC > Threshold: Pb (2.3% in M-8827-1) Article Safe Usage Statements: Do not eat, drink or smoke when using this product. Wash thoroughly after handling. Recycle if possible and dispose of the article by following all applicable governmental regulations relevant to your geographic location.
Halogen Content	Not Low Halogen - contains Br or Cl > 900 ppm.



Solder Process Capability

Not applicable for solder process capability

Product Compliance Disclaimer


This information is provided based on reasonable inquiry of our suppliers and represents our current actual knowledge based on the information they provided. This information is subject to change. The part numbers that TE has identified as EU RoHS compliant have a maximum concentration of 0.1% by weight in homogenous materials for lead, hexavalent chromium, mercury, PBB, PBDE, DBP, BBP, DEHP, DIBP, and 0.01% for cadmium, or qualify for an exemption to these limits as defined in the Annexes of Directive 2011/65/EU (RoHS2). Finished electrical and electronic equipment products will be CE marked as required by Directive 2011/65/EU. Components may not be CE marked. Additionally, the part numbers that TE has identified as EU ELV compliant have a maximum concentration of 0.1% by weight in homogenous materials for lead, hexavalent chromium, and mercury, and 0.01% for cadmium, or qualify for an exemption to these limits as defined in the Annexes of Directive 2000/53/EC (ELV). Regarding the REACH Regulation, the information TE provides on SVHC in articles for this part number is based on the latest European Chemicals Agency (ECHA) 'Guidance on requirements for substances in articles' posted at this URL: <https://echa.europa.eu/guidance-documents/guidance-on-reach>

Compatible Parts




TE Part # 2301826-1
AMPL PLUG HD20, VERT, 9P, B/L,4-40
INS

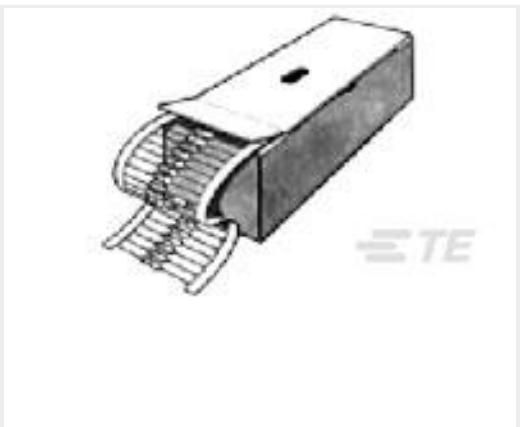
Customers Also Bought




TE Part #164161-9
.062 PIN ASSY.3+




TE Part #1-6609008-5
15EJHP=F8054




TE Part #2176083-7
EP 5W (S) 100R 5%




TE Part #2176341-6
CRGCO 0805 27R 1%




TE Part #2301826-1
AMPL PLUG HD20, VERT, 9P, B/L,4-40
INS



TE Part #1393219-8
PE014018



TE Part #2301841-2
AMPL REC HD20, VERT, 25P, B/L,4-40
S/LOC



TE Part #2301841-1
AMPL REC HD20, VERT, 25P, B/L,4-40
INS



Documents

Product Drawings

[AMPL REC HD20, VERT, 9P, B/L,4-40 INS](#)

English

CAD Files

[3D PDF](#)

3D

Customer View Model

[ENG_CVM_CVM_2301838-1_B.2d_dxf.zip](#)

English

Customer View Model

[ENG_CVM_CVM_2301838-1_B.3d_igs.zip](#)

English

Customer View Model

[ENG_CVM_CVM_2301838-1_B.3d_stp.zip](#)

English

By downloading the CAD file I accept and agree to the [Terms and Conditions](#) of use.

Product Specifications

[Product Specification](#)

English