



Connectors > D-Shaped Connectors



Number of Positions: 9

Connector & Housing Type: **Receptacle**

Connector System: **Wire-to-Board**

Connector Mounting Type: **Board Mount**

Connector Shell Size: 1

Features

Product Type Features

Connector & Housing Type	Receptacle
Connector System	Wire-to-Board
Connector Shell Size	1
Connector & Contact Terminates To	Printed Circuit Board

Configuration Features

PCB Mount Orientation	Right Angle
Number of Rows	2
Number of Positions	9

Body Features

Primary Product Color	Black
Connector Profile	Standard

Contact Features

Contact Shape & Form	Round
Contact Current Rating (Max)	3 A



Contact Options	Installed
-----------------	-----------

Termination Features

Termination Method to PCB	Through Hole - Solder
---------------------------	-----------------------

Mechanical Attachment

Mating Retention	With
PCB Mount Retention Type	Boardlock
Mating Retention Type	4-40 Screwlock
PCB Mount Retention	With
Connector Mounting Type	Board Mount

Housing Features

Housing Material	PBT GF
Centerline (Pitch)	2.77 mm [.109 in]

Dimensions

Row-to-Row Spacing	2.84 mm [.111 in]
--------------------	-------------------

Usage Conditions

Operating Temperature Range	-55 – 85 °C [-67 – 185 °F]
-----------------------------	----------------------------

Operation/Application

Circuit Application	Signal
---------------------	--------

Packaging Features

Packaging Method	Box & Tray
------------------	------------

Product Compliance

For compliance documentation, visit the product page on TE.com>

EU RoHS Directive 2011/65/EU	Compliant with Exemptions
EU ELV Directive 2000/53/EC	Out of Scope
China RoHS 2 Directive MIIT Order No 32, 2016	Restricted Materials Above Threshold
EU REACH Regulation (EC) No. 1907/2006	Current ECHA Candidate List: JAN 2025 (247) Candidate List Declared Against: JAN 2025 (247) SVHC > Threshold: Pb (2% in 10602005580) Article Safe Usage Statements: Do not eat, drink or smoke when using this product. Wash thoroughly after handling. Recycle if possible and dispose of the article by following all applicable governmental regulations relevant to your geographic location.




Halogen Content	Not Low Halogen - contains Br or Cl > 900 ppm.
Solder Process Capability	Wave solder capable to 265°C


Product Compliance Disclaimer

This information is provided based on reasonable inquiry of our suppliers and represents our current actual knowledge based on the information they provided. This information is subject to change. The part numbers that TE has identified as EU RoHS compliant have a maximum concentration of 0.1% by weight in homogenous materials for lead, hexavalent chromium, mercury, PBB, PBDE, DBP, BBP, DEHP, DIBP, and 0.01% for cadmium, or qualify for an exemption to these limits as defined in the Annexes of Directive 2011/65/EU (RoHS2). Finished electrical and electronic equipment products will be CE marked as required by Directive 2011/65/EU. Components may not be CE marked. Additionally, the part numbers that TE has identified as EU ELV compliant have a maximum concentration of 0.1% by weight in homogenous materials for lead, hexavalent chromium, and mercury, and 0.01% for cadmium, or qualify for an exemption to these limits as defined in the Annexes of Directive 2000/53/EC (ELV). Regarding the REACH Regulation, the information TE provides on SVHC in articles for this part number is based on the latest European Chemicals Agency (ECHA) ‘Guidance on requirements for substances in articles’ posted at this URL: <https://echa.europa.eu/guidance-documents/guidance-on-reach>


Customers Also Bought




TE Part #350714-1
15P UMNL PIN HDR ASSY 94VO




TE Part #2-644861-8
08P MTA100 SHRD HDR,W/O PEG SN




TE Part #5-103639-8
09 MTE HDR SRST LATCH .100CL




TE Part #130446
PIDG RING




TE Part #3-1617352-3
JMGSPD-18M=M39016/42-048M




TE Part #4-1622820-5
3520 3R3 5%




TE Part #1-1879278-1
RP 2A 30K1 0.1% 15PPM 1K RL



TE Part #2170805-1
CAGE ASSEMBLY, 1X2, QSFP28, SPRING



TE Part #207121-8
METRIMATE PIN HEADER ASSY,36P



TE Part #6364306-1
.8MM CHAMP STACK ASSY W/COVER

Documents

Product Drawings



AMPL REC, HD20, R/A, 9P, S/L, .318

English

CAD Files

3D PDF

3D

Customer View Model

ENG_CVM_CVM_2311765-2_B.2d_dxf.zip

English

Customer View Model

ENG_CVM_CVM_2311765-2_B.3d_igs.zip

English

Customer View Model

ENG_CVM_CVM_2311765-2_B.3d_stp.zip

English

By downloading the CAD file I accept and agree to the [Terms and Conditions](#) of use.

Product Specifications

Product Specification

English