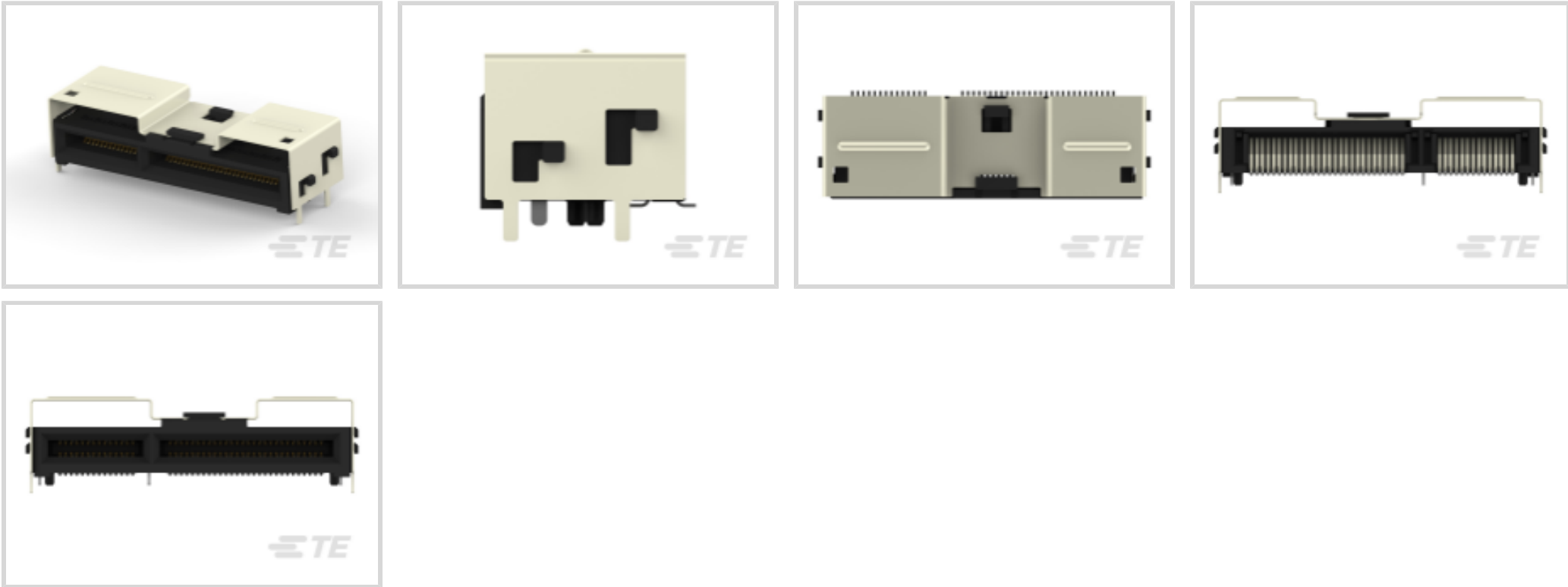




Connectors > PCB Connectors > Internal I/O Connectors



Internal I/O Connector Type: **Sliver for SFF-TA-1002**

Connector Mates With: **Cable Plug Assembly**

PCB Mount Orientation: **Right Angle**

Connector System: **Cable-to-Board**

Number of Positions: **84**

Features

Product Type Features

Connector & Contact Terminates To	Printed Circuit Board
Internal I/O Connector Type	Sliver for SFF-TA-1002
Connector Mates With	Cable Plug Assembly
Connector System	Cable-to-Board

Configuration Features

Number of Rows	2
PCB Mount Orientation	Right Angle
Number of Positions	84

Contact Features

PCB Contact Termination Area Plating Material	Tin
Contact Underplating Material	Nickel
Contact Mating Area Plating Material	Gold (Au)
Contact Base Material	Copper Alloy
Contact Current Rating (Max)	1.1 A



Contact Mating Area Plating Material Thickness	.076 μm[3 μin]
--	----------------

Termination Features

Termination Method to PCB	Surface Mount
---------------------------	---------------

Mechanical Attachment

Connector Mounting Type	Board Mount
-------------------------	-------------

Housing Features

Centerline (Pitch)	.6 mm[.023 in]
--------------------	----------------

Usage Conditions

Operating Temperature Range	-55 – 85 °C[-67 – 185 °F]
-----------------------------	---------------------------

Operation/Application

Circuit Application	Signal
---------------------	--------

Industry Standards

Industry Standard	Gen-Z
-------------------	-------

Product Compliance

For compliance documentation, visit the product page on TE.com>

EU RoHS Directive 2011/65/EU	Compliant
EU ELV Directive 2000/53/EC	Compliant
China RoHS 2 Directive MIIT Order No 32, 2016	No Restricted Materials Above Threshold
EU REACH Regulation (EC) No. 1907/2006	Current ECHA Candidate List: JAN 2025 (247) Candidate List Declared Against: JAN 2025 (247) Does not contain REACH SVHC
Halogen Content	Low Halogen - Br, Cl, F, I < 900 ppm per homogenous material. Also BFR/CFR/PVC Free
Solder Process Capability	Reflow solder capable to 260°C

















Product Compliance Disclaimer

This information is provided based on reasonable inquiry of our suppliers and represents our current actual knowledge based on the information they provided. This information is subject to change. The part numbers that TE has identified as EU RoHS compliant have a maximum concentration of 0.1% by weight in homogenous materials for lead, hexavalent chromium, mercury, PBB, PBDE, DBP, BBP, DEHP, DIBP, and 0.01% for cadmium, or qualify for an exemption to these limits as defined in the Annexes of Directive 2011/65/EU (RoHS2). Finished electrical and electronic equipment products will be CE marked as required by Directive 2011/65/EU. Components may not be CE marked. Additionally, the part numbers that TE has identified as EU ELV compliant have a maximum concentration of 0.1% by weight in homogenous materials for lead, hexavalent chromium, and mercury, and 0.01% for cadmium, or qualify for an exemption to these limits as defined in the Annexes of Directive 2000/53/EC (ELV). Regarding the REACH Regulation, the information TE provides



on SVHC in articles for this part number is based on the latest European Chemicals Agency (ECHA) ‘Guidance on requirements for substances in articles’ posted at this URL: <https://echa.europa.eu/guidance-documents/guidance-on-reach>


Compatible Parts

 <p>TE Part # 2367394-2 C/A, SLIVER 2C STRADDLE MOUNT TO STR</p>	 <p>TE Part # 2349835-1 C/A, SLIVER 2.0, 2C, STR TO STR, 0.5M</p>	 <p>TE Part # 2367394-1 C/A, SLIVER 2C STRADDLE MOUNT TO STR</p>	 <p>TE Part # 2340789-1 C/A, SLIVER 2.0, 2C, STR TO R/A, 0.5M</p>
 <p>TE Part # 2340863-1 C/A, SLIVER 2.0, 2C, STR TO R/A, 0.5M</p>	 <p>TE Part # 2361348-2 C/A, Sliver 2.0 2C, STR to STR, 1M</p>	 <p>TE Part # 2361341-2 C/A, Sliver 2.0 2C, STR to STR, 1M</p>	 <p>TE Part # 2340930-1 C/A, SLIVER 2.0, 2C, STR TO R/A, 0.5M</p>
 <p>TE Part # 2361348-1 C/A, Sliver 2.0 2C, STR to STR, 0.5M</p>	 <p>TE Part # 2340861-2 C/A, SLIVER 2.0, 2C, STR TO STR, 1.0M</p>	 <p>TE Part # 2349835-2 C/A, SLIVER 2.0, 2C, STR TO STR, 1M</p>	 <p>TE Part # 2361342-1 C/A, Sliver 2.0 2C, STR to STR, 0.5M</p>
 <p>TE Part # 2361342-2 C/A, Sliver 2.0 2C, STR to STR, 1M</p>	 <p>TE Part # 2340783-2 C/A, SLIVER 2.0, 2C, STR TO STR, 1.0M</p>	 <p>TE Part # 2361341-1 C/A, Sliver 2.0 2C, STR to STR, 0.5M</p>	 <p>TE Part # 2340861-1 C/A, SLIVER 2.0, 2C, STR TO STR, 0.5M</p>

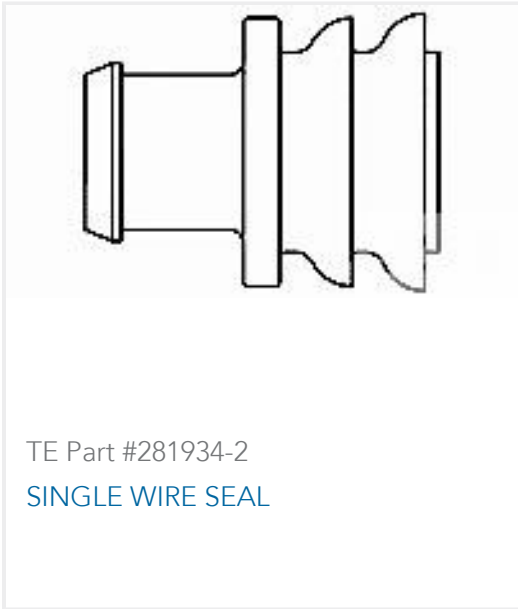


Also in the Series

Sliver for SFF-TA-1002



Customers Also Bought



Documents

- CAD Files
- 3D PDF
- 3D
- Customer View Model
- ENG\_CVM\_CVM\_2331814-1\_4.2d\_dxf.zip
- English



Customer View Model

ENG\_CVM\_CVM\_2331814-1\_4.3d\_igs.zip

English

Customer View Model

ENG\_CVM\_CVM\_2331814-1\_4.3d\_stp.zip

English

By downloading the CAD file I accept and agree to the [Terms and Conditions](#) of use.

Datasheets & Catalog Pages

Sliver Internal Cabled Interconnect Solutions Brochure (Chinese)

Product Specifications

Application Specification

English