


MULTI-BEAM

TE Internal #: 2334530-4
PCB Mount Header, Right Angle, Board-to-Board, 31 Position, 2.54 mm / 5 mm / 5.5 mm [.1 in / .196 in / .216 in] Centerline, Fully Shrouded, Gold (Au)

[View on TE.com >](#)



Connectors > PCB Connectors > PCB Headers & Receptacles



PCB Connector Type: **PCB Mount Header**
PCB Mount Orientation: **Right Angle**
Connector System: **Board-to-Board**
Number of Positions: **31**
Number of Rows: **4**

Features

Product Type Features

Mixed & Hybrid Header	Yes
Connector Shape	Rectangular
PCB Connector Type	PCB Mount Header
Connector System	Board-to-Board
Header Type	Fully Shrouded
Connector & Contact Terminates To	Printed Circuit Board
Connector Product Type	Connector Assembly

Configuration Features

Number of Columns	13
Number of Loaded Positions	31
Number of Signal Positions	24
Number of Power Positions	7
PCB Mount Orientation	Right Angle
Number of Positions	31



Number of Rows	4
----------------	---

Electrical Characteristics

Operating Voltage	60 VDC, 200 VDC, 400 VDC
-------------------	--------------------------

Body Features

Primary Product Color	Black
-----------------------	-------

Contact Features

Contact Underplating Material	Nickel
Contact Underplating Material Thickness	1.27 µm, 1.27 – 2.54 µm[50 µin][50 – 100 µin]
Contact Size	.64mm
Contact Mating Area Plating Material Thickness	.076 µm, .38 µm[3 µin][15 µin]
Mating Square Post Dimension	.64 mm[.025 in]
PCB Contact Termination Area Plating Material Thickness	2.54 – 5.08 µm[100 – 200 µin]
Contact Shape & Form	Square
Contact Layout	Matrix
Contact Base Material	Copper Alloy
PCB Contact Termination Area Plating Material	Tin
Contact Mating Area Plating Material	Gold (Au)
Contact Type	Blade, Tab
Contact Current Rating (Max)	100 A

Termination Features

Termination Post & Tail Length	2.54 mm[.1 in]
Square Termination Post & Tail Dimension	.64 mm[.025 in]
Termination Method to PCB	Through Hole - Solder

Mechanical Attachment

Mating Retention	Without
Mating Alignment Type	Polarization
PCB Mount Retention Type	Hold-Down
PCB Mount Alignment Type	Hold-Down
PCB Mount Retention	With
PCB Mount Alignment	With
Connector Mounting Type	Board Mount
Mating Alignment	With



Housing Features

Housing Material	High Temperature Thermoplastic Glass-Filled
Centerline (Pitch)	2.54 mm, 5 mm, 5.5 mm [.1 in][.196 in][.216 in]

Dimensions

Row-to-Row Spacing	2 mm [.07 in]
Connector Width	23.62 mm [.93 in]
Connector Height	14.5 mm [.57 in]
Connector Length	63.74 mm [2.5 in]

Usage Conditions

Operating Temperature (Max)	125 °C [257 °F]
Operating Temperature Range	-40 – 125 °C [-40 – 257 °F]

Operation/Application

Circuit Application	Power & Signal
---------------------	----------------

Industry Standards

UL Flammability Rating	UL 94V-0
------------------------	----------

Packaging Features

Packaging Quantity	33
Packaging Method	Tray

Product Compliance

For compliance documentation, visit the product page on TE.com>

EU RoHS Directive 2011/65/EU	Compliant
EU ELV Directive 2000/53/EC	Compliant
China RoHS 2 Directive MIIT Order No 32, 2016	No Restricted Materials Above Threshold
EU REACH Regulation (EC) No. 1907/2006	Current ECHA Candidate List: JAN 2025 (247) Candidate List Declared Against: JAN 2025 (247) Does not contain REACH SVHC
Halogen Content	Low Halogen - Br, Cl, F, I < 900 ppm per homogenous material. Also BFR/CFR/PVC Free
Solder Process Capability	Wave solder capable to 265°C



Product Compliance Disclaimer

This information is provided based on reasonable inquiry of our suppliers and represents our current actual knowledge based on the information they provided. This information is subject to change. The part numbers that TE has identified as EU RoHS compliant have a maximum concentration of 0.1% by weight in homogenous materials for lead, hexavalent chromium, mercury, PBB, PBDE, DBP, BBP, DEHP, DIBP, and 0.01% for cadmium, or qualify for an exemption to these limits as defined in the Annexes of Directive 2011/65/EU (RoHS2). Finished electrical and electronic equipment products will be CE marked as required by Directive 2011/65/EU. Components may not be CE marked. Additionally, the part numbers that TE has identified as EU ELV compliant have a maximum concentration of 0.1% by weight in homogenous materials for lead, hexavalent chromium, and mercury, and 0.01% for cadmium, or qualify for an exemption to these limits as defined in the Annexes of Directive 2000/53/EC (ELV). Regarding the REACH Regulation, the information TE provides on SVHC in articles for this part number is based on the latest European Chemicals Agency (ECHA) ‘Guidance on requirements for substances in articles’ posted at this URL: <https://echa.europa.eu/guidance-documents/guidance-on-reach>

Compatible Parts



TE Part # 2334570-4

MBPLUS,R/A,REC.,SOLDER,SLP + 24S + 2P

Customers Also Bought



TE Part #6450560-3

MBXL R/A RCPT 1P+16S+1P




TE Part #8682963001

55A0112-24-2



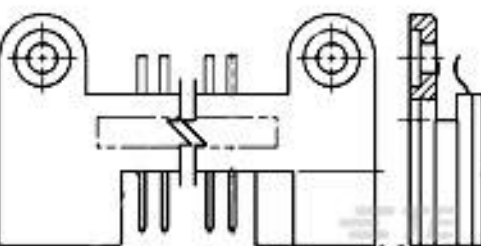
TE Part #2102453-1

CeeLok FAS-T, Recpt Assy PCB, Sq, Ni



TE Part #749108-3

40 50SR CBL CONN TERM COVER




TE Part #1-530785-5

BOX PIN HDR ASSY 20 PS 075 CL



TE Part #1-5767007-2

MICT,260PLUG,190,ASSY,.025,REC



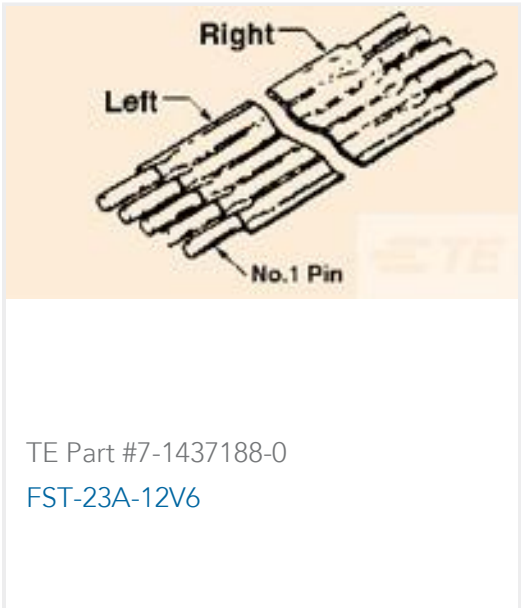
TE Part #2102453-3

CeeLok FAS-T, Recpt Assy PCB, Sq, Ni, A



TE Part #2334570-4

MBPLUS,R/A,REC.,SOLDER,SLP + 24S + 2P



Documents

Product Drawings

[MBPLUS,R/A,PLUG,SOLDER,5LP + 24S + 2P](#)

English

CAD Files

[3D PDF](#)

3D

Customer View Model

[ENG_CVM_CVM_2334530-4_A.2d_dxf.zip](#)

English

Customer View Model

[ENG_CVM_CVM_2334530-4_A.3d_igs.zip](#)

English

Customer View Model

[ENG_CVM_CVM_2334530-4_A.3d_stp.zip](#)

English

By downloading the CAD file I accept and agree to the [Terms and Conditions](#) of use.

Product Specifications

[Application Specification](#)

English