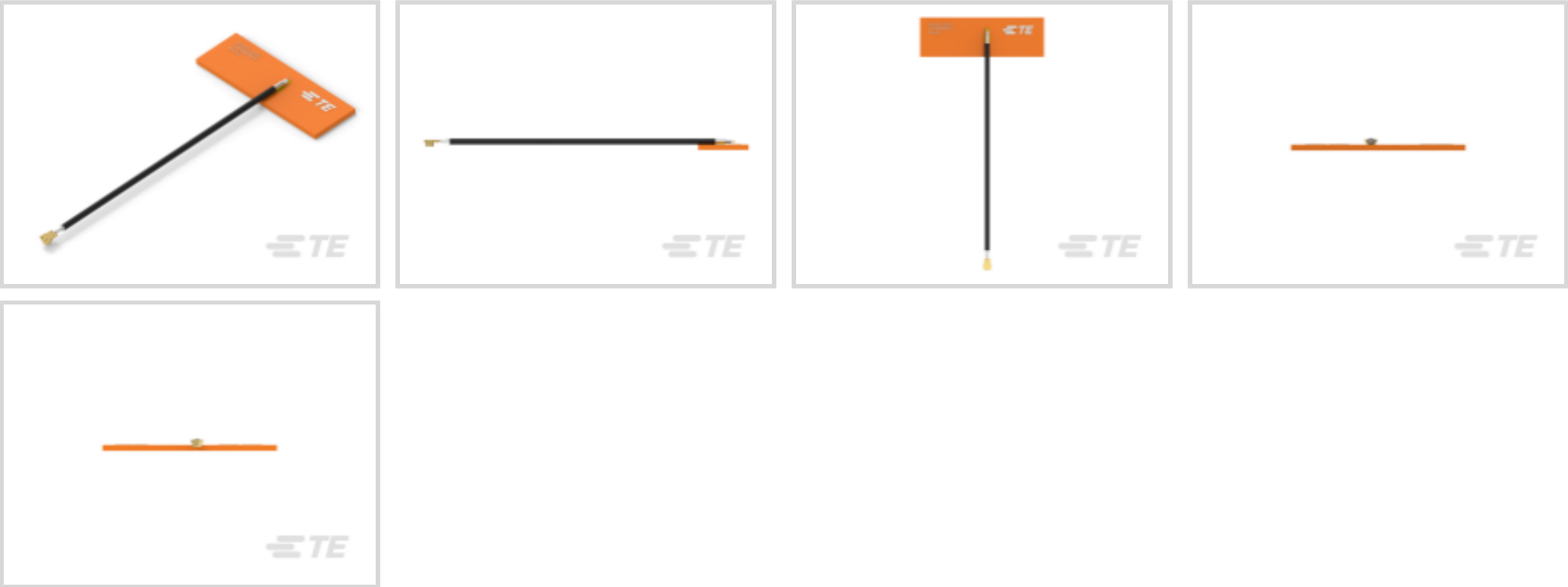




Antennas



Antenna Type: **PCB**

Band Type: **Dual Band**

Primary Application: **Wi-Fi**

Wireless Application: **Bluetooth, Wi-Fi, Zigbee**

Mounting Location: **Internal/Embedded**

Features

Product Type Features

Antenna Termination	MHF4
Antenna Product Type	Antenna

Configuration Features

Antenna Style	PCB
Antenna Type	PCB
Band Type	Dual Band
Mounting Location	Internal/Embedded
Port Configuration	Single Port

Electrical Characteristics

Impedance	50 Ω
Antenna Operation	Passive
VSWR (Max)	< 2.0:1

Signal Characteristics

Frequency Band	2400 – 2500 MHz, 5150 – 5875 MHz
----------------	----------------------------------



Gain (Max)	5 dB
Frequency Category	2400 – 5950
Peak Gain	3 < 6 dBi

Body Features

Product Weight	1.2 g[.042 oz]
----------------	----------------

Mechanical Attachment

Polarization	Linear
Mounting Type	Adhesive Mount

Dimensions

Product Diameter	1.13 mm[.044 in]
Product Width	9.5 mm[.374 in]
Product Length	30 mm[1.181 in]
Product Height	1 mm[.039 in]
Cable Length	.1 m[.33 ft]
Cable Insulation Diameter (Max)	.7 mm[.028 in]

Operation/Application

Wireless Standard	802.11 a/b/g/n/ac/ad, Bluetooth, ZigBee & Wi-Fi
Directionality	Omnidirectional

Industry Standards

Primary Application	Wi-Fi
Wireless Application	Bluetooth, Wi-Fi, Zigbee

Product Availability

Applicable Region	Global
-------------------	--------

Packaging Features

Packaging Method	Bag & Box
------------------	-----------

Other

Precision Level	Standard
-----------------	----------

Product Compliance

For compliance documentation, visit the product page on [TE.com](#)>

EU RoHS Directive 2011/65/EU	Compliant
------------------------------	-----------



EU ELV Directive 2000/53/EC	Out of Scope
China RoHS 2 Directive MIIT Order No 32, 2016	No Restricted Materials Above Threshold
EU REACH Regulation (EC) No. 1907/2006	Current ECHA Candidate List: JAN 2025 (247) Candidate List Declared Against: JAN 2025 (247) SVHC > Threshold: 2-methyl-1-(4-methylthiophenyl)-2-morpholinopropan-1-one (4% in 10801329335)
Halogen Content	Low Bromine/Chlorine - Br and Cl < 900 ppm per homogenous material. Also BFR /CFR/PVC Free
Solder Process Capability	Not applicable for solder process capability

Product Compliance Disclaimer

This information is provided based on reasonable inquiry of our suppliers and represents our current actual knowledge based on the information they provided. This information is subject to change. The part numbers that TE has identified as EU RoHS compliant have a maximum concentration of 0.1% by weight in homogenous materials for lead, hexavalent chromium, mercury, PBB, PBDE, DBP, BBP, DEHP, DIBP, and 0.01% for cadmium, or qualify for an exemption to these limits as defined in the Annexes of Directive 2011/65/EU (RoHS2). Finished electrical and electronic equipment products will be CE marked as required by Directive 2011/65/EU. Components may not be CE marked. Additionally, the part numbers that TE has identified as EU ELV compliant have a maximum concentration of 0.1% by weight in homogenous materials for lead, hexavalent chromium, and mercury, and 0.01% for cadmium, or qualify for an exemption to these limits as defined in the Annexes of Directive 2000/53/EC (ELV). Regarding the REACH Regulation, the information TE provides on SVHC in articles for this part number is based on the latest European Chemicals Agency (ECHA) ‘Guidance on requirements for substances in articles’ posted at this URL: <https://echa.europa.eu/guidance-documents/guidance-on-reach>

Compatible Parts



Customers Also Bought





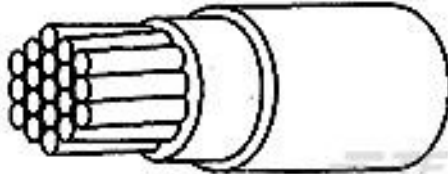
TE Part #2411069-4
RF CA,UMCC GEN4,1.13MM,L200MM PIGTAIL



TE Part #60024-2
RING CRIMP TAB 18-14 AWG TPBR



TE Part #L9000054-01
Antenna 2.4 FPC SH 12x8 100 UFL



TE Part #7435373001
FLT0111-0.25-2



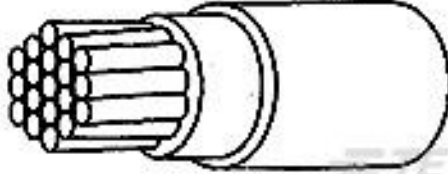
TE Part #1565894-1
025 12POS CAP ASSY W TO W



TE Part #L9000058-01
Antenna 2.4 FPC SH 12x8 50 UFL




TE Part #3-640429-7
07P MTA156 CONN ASSY 24AWG WHT



TE Part #2723233001
FLT0111-0.25-0



TE Part #DT04-3P-CL06
REC, 3P, BLK, E, FLANGE



TE Part #63232-1
POSITIVE LOCK 187 REC 20-16 AWG TPBR

Documents

Product Drawings

WLAN DUAL BAND ANTENNA PCB V 100 MHF4 TY

English

CAD Files

3D PDF

3D

Customer View Model

ENG_CVM_CVM_2344654-6_B.2d_dxf.zip

English

Customer View Model

ENG_CVM_CVM_2344654-6_B.3d_igs.zip

English

Customer View Model

ENG_CVM_CVM_2344654-6_B.3d_stp.zip

English

3D PDF

3D



Customer View Model

[ENG_CVM_CVM_2344654-8_B.2d_dxf.zip](#)

English

Customer View Model

[ENG_CVM_CVM_2344654-8_B.3d_igs.zip](#)

English

Customer View Model

[ENG_CVM_CVM_2344654-8_B.3d_stp.zip](#)

English

By downloading the CAD file I accept and agree to the [Terms and Conditions](#) of use.

Datasheets & Catalog Pages

[Datasheet 2344654-X](#)

English

Product Specifications

[Product Specification](#)

English