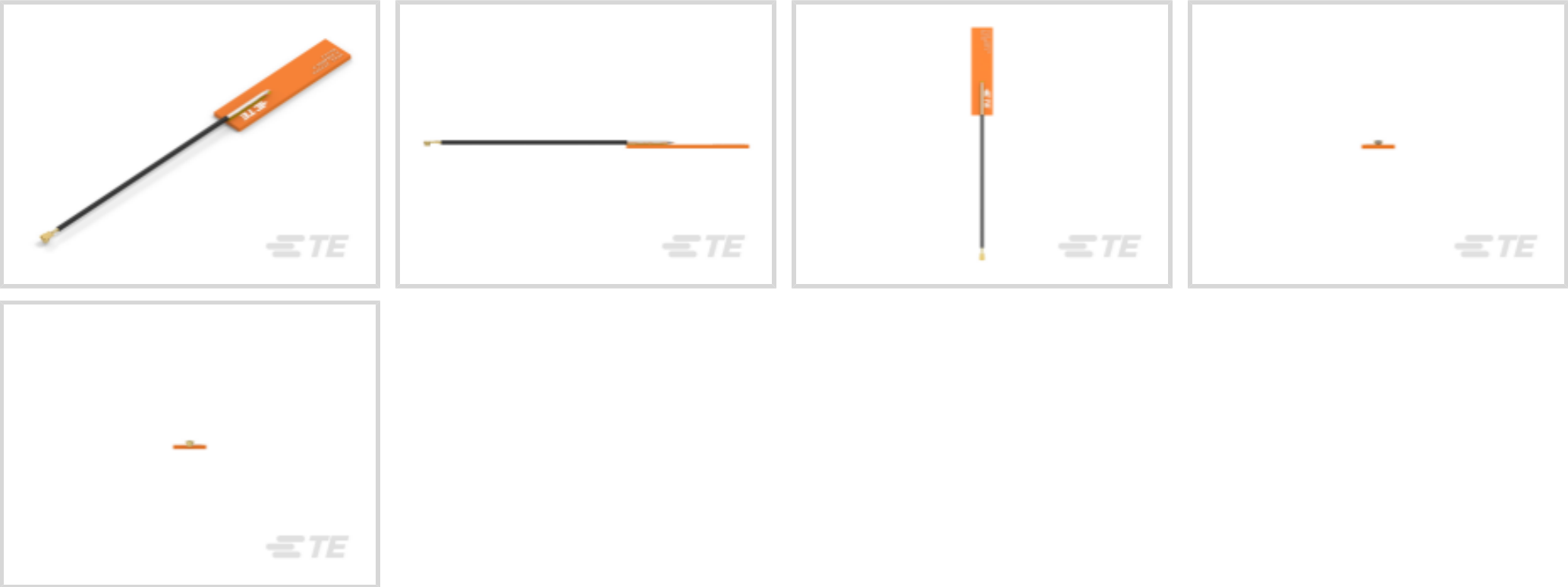




Antennas



Antenna Type: **PCB**

Band Type: **Triple Band**

Primary Application: **Wi-Fi**

Wireless Application: **Bluetooth, Wi-Fi, Zigbee**

Mounting Location: **Internal/Embedded**

Features

Product Type Features

Antenna Termination	MHF4
Antenna Product Type	Antenna

Configuration Features

Antenna Style	PCB
Antenna Type	PCB
Band Type	Triple Band
Mounting Location	Internal/Embedded
Port Configuration	Single Port

Electrical Characteristics

Impedance	50 Ω
Antenna Operation	Passive
VSWR (Max)	<2.7:1

Signal Characteristics

Frequency Band	5300 – 7000 MHz, 2450 – 2650 MHz
----------------	----------------------------------



Gain (Max)	5.9 dB
Frequency Category	2400 – 7125
Peak Gain	3 < 6 dBi

Body Features

Product Weight	1.2 g[.042 oz]
----------------	----------------

Mechanical Attachment

Polarization	Linear
Mounting Type	Adhesive Mount

Dimensions

Product Diameter	1.13 mm[.044 in]
Product Width	8 mm[.315 in]
Product Length	33 mm[1.299 in]
Product Height	1 mm[.039 in]
Cable Length	.1 m[.33 ft]
Cable Insulation Diameter (Max)	.7 mm[.028 in]

Operation/Application

Wireless Standard	802.11 a/b/g/n/ac/ad/ax, Bluetooth, ZigBee & Wi-Fi
Directionality	Omnidirectional

Industry Standards

Primary Application	Wi-Fi
Wireless Application	Bluetooth, Wi-Fi, Zigbee

Product Availability

Applicable Region	Global
-------------------	--------

Packaging Features

Packaging Method	Bag & Box
------------------	-----------

Other

Precision Level	Standard
-----------------	----------

Product Compliance

For compliance documentation, visit the product page on TE.com>

EU RoHS Directive 2011/65/EU	Compliant
------------------------------	-----------



EU ELV Directive 2000/53/EC	Compliant
China RoHS 2 Directive MIIT Order No 32, 2016	No Restricted Materials Above Threshold
EU REACH Regulation (EC) No. 1907/2006	Current ECHA Candidate List: JAN 2025 (247) Candidate List Declared Against: JAN 2025 (247) SVHC > Threshold: 2-methyl-1-(4-methylthiophenyl)-2-morpholinopropan-1-one (4% in M-17142-3)
Halogen Content	Low Bromine/Chlorine - Br and Cl < 900 ppm per homogenous material. Also BFR /CFR/PVC Free
Solder Process Capability	Not applicable for solder process capability

Product Compliance Disclaimer


This information is provided based on reasonable inquiry of our suppliers and represents our current actual knowledge based on the information they provided. This information is subject to change. The part numbers that TE has identified as EU RoHS compliant have a maximum concentration of 0.1% by weight in homogenous materials for lead, hexavalent chromium, mercury, PBB, PBDE, DBP, BBP, DEHP, DIBP, and 0.01% for cadmium, or qualify for an exemption to these limits as defined in the Annexes of Directive 2011/65/EU (RoHS2). Finished electrical and electronic equipment products will be CE marked as required by Directive 2011/65/EU. Components may not be CE marked. Additionally, the part numbers that TE has identified as EU ELV compliant have a maximum concentration of 0.1% by weight in homogenous materials for lead, hexavalent chromium, and mercury, and 0.01% for cadmium, or qualify for an exemption to these limits as defined in the Annexes of Directive 2000/53/EC (ELV). Regarding the REACH Regulation, the information TE provides on SVHC in articles for this part number is based on the latest European Chemicals Agency (ECHA) ‘Guidance on requirements for substances in articles’ posted at this URL: <https://echa.europa.eu/guidance-documents/guidance-on-reach>

Compatible Parts




TE Part # 2334884-1  
UMCC Micro-Coax receptacle, Gen 4

Customers Also Bought




TE Part #DT04-48P-B016  
REC, 48P, GRY, N, FLANGE, ABCD



TE Part #1-1625873-0  
LR0204 LAB-KIT



TE Part #2118909-1  
PCB Ant, MHF, 115.8mm, Wi-Fi 6E Triple



TE Part #7-2176401-4  
3540 1R8 5%





TE Part #776428-1  
AS16,CAP ASSY,ST,02P,N SEAL,CODE A



TE Part #L9000203-01  
Antenna WIFI6 2.4/5/6 GHz FPC UFL 100



TE Part #L9000230-01  
Antenna WiFi6/6E FPC 20x110 100 UFL



TE Part #6-1676480-7  
CRG0402 1% 47K



TE Part #2344656-5  
WLAN DUAL BAND ANTENNA FPC V 50 MHF4 TYP



TE Part #2344656-8  
WLAN DUAL BAND ANTENNA FPC V 200 MHF4 TY

Documents

Product Drawings

PCB ANT, MHF 4, 100mm, Wi-Fi TRIPLE BAND

English

CAD Files

3D PDF

3D

Customer View Model

ENG\_CVM\_CVM\_2344655-6\_B.2d\_dxf.zip

English

Customer View Model

ENG\_CVM\_CVM\_2344655-6\_B.3d\_igs.zip

English

Customer View Model

ENG\_CVM\_CVM\_2344655-6\_B.3d\_stp.zip

English

By downloading the CAD file I accept and agree to the [Terms and Conditions](#) of use.

Datasheets & Catalog Pages

Data sheet of 2344655-X

English

Wi-Fi\_6\_6E\_Triple\_Band\_Datsheet

English

Product Specifications

Product Specification

English

2344655-6

PCB Antenna, Triple Band, Wi-Fi, Internal/Embedded Mount, Adhesive Mount, MHF4, Omnidirectional, Single Port, 3 < 6 dBi Peak Gain

