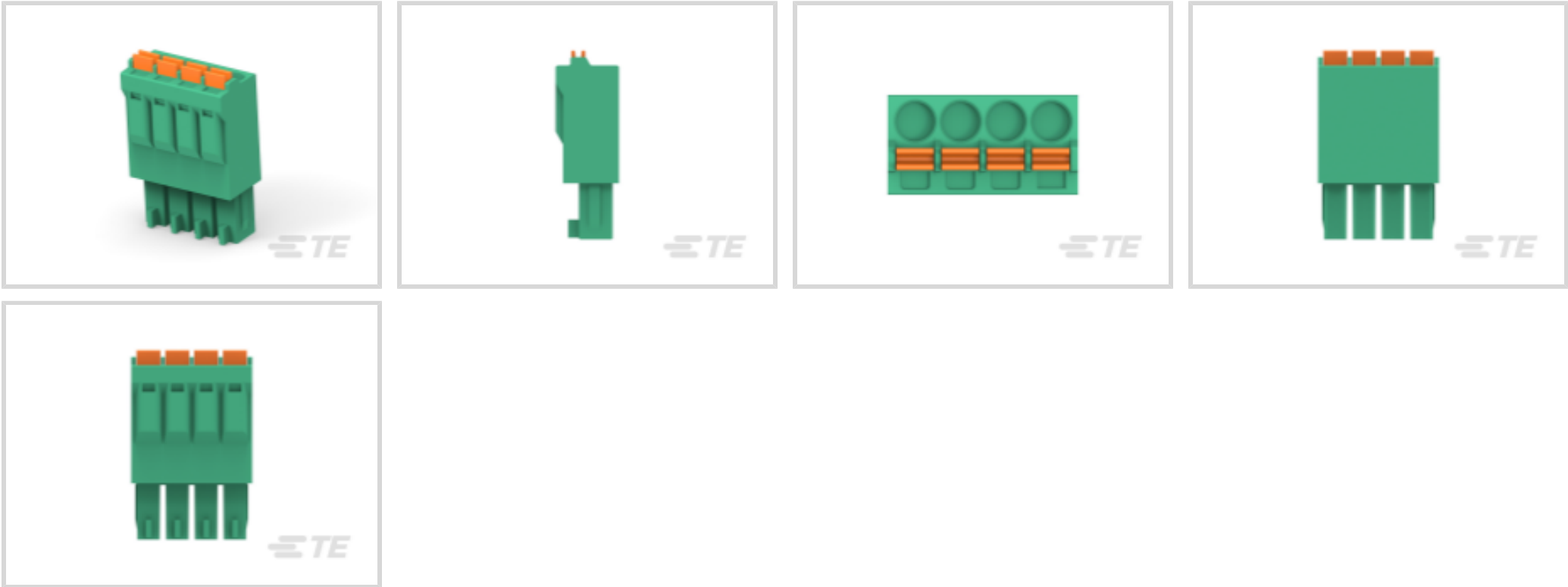




Connectors > Terminal Blocks & Strips > PCB Terminal Blocks



Number of Positions: 4

Terminal Block Connector Type: **Plug**

Connector System: **Wire-to-Board**

Centerline (Pitch): **3.5 mm [.137 in]**

Number of Rows: 1

Features

Product Type Features

Terminal Block Connector Type	Plug
Connector System	Wire-to-Board
Connector & Contact Terminates To	Wire & Cable

Configuration Features

Stacking Configuration	Side Stackable
Number of Positions	4
Number of Rows	1
Wire Entry Angle	180°
Wire Entry Location	Top

Electrical Characteristics

Operating Voltage	150 VAC
-------------------	---------

Body Features

Primary Product Color	Green
Product Orientation	Vertical



Contact Features

Contact Mating Area Plating Material	Tin (Sn)
Contact Base Material	Phosphor Bronze
Contact Current Rating (Max)	8 A

Termination Features

Termination Method to Wire & Cable	Push-in, Spring Terminal
------------------------------------	--------------------------

Housing Features

Housing Material	PA 66
Centerline (Pitch)	3.5 mm[.137 in]

Dimensions

Wire Size	24 – 16 AWG
-----------	-------------

Usage Conditions

Operating Temperature Range	-40 – 105 °C[-40 – 221 °F]
-----------------------------	----------------------------

Operation/Application

Circuit Application	Signal
---------------------	--------

Packaging Features

Packaging Method	Box
------------------	-----

Product Compliance

For compliance documentation, visit the product page on TE.com>


EU RoHS Directive 2011/65/EU	Compliant
EU ELV Directive 2000/53/EC	Out of Scope
China RoHS 2 Directive MIIT Order No 32, 2016	No Restricted Materials Above Threshold
EU REACH Regulation (EC) No. 1907/2006	Current ECHA Candidate List: JAN 2025 (247) Candidate List Declared Against: JAN 2025 (247) Does not contain REACH SVHC
Halogen Content	Not Low Halogen - contains Br or Cl > 900 ppm.
Solder Process Capability	Not reviewed for solder process capability

Product Compliance Disclaimer




This information is provided based on reasonable inquiry of our suppliers and represents our current actual knowledge based on the information they provided. This information is subject to change. The part numbers that TE has identified as EU RoHS compliant have a maximum concentration of 0.1% by weight in homogenous materials for lead, hexavalent chromium, mercury, PBB, PBDE, DBP, BBP, DEHP, DIBP, and 0.01% for cadmium, or qualify for an exemption to these limits as defined in the Annexes of Directive 2011/65/EU (RoHS2). Finished electrical and electronic equipment products will be CE marked as required by Directive 2011/65/EU. Components may not be CE marked. Additionally, the part numbers that TE has identified as EU ELV compliant have a maximum concentration of 0.1% by weight in homogenous materials for lead, hexavalent chromium, and mercury, and 0.01% for cadmium, or qualify for an exemption to these limits as defined in the Annexes of Directive 2000/53/EC (ELV). Regarding the REACH Regulation, the information TE provides on SVHC in articles for this part number is based on the latest European Chemicals Agency (ECHA) 'Guidance on requirements for substances in articles' posted at this URL: <https://echa.europa.eu/guidance-documents/guidance-on-reach>

Compatible Parts




TE Part # 2351886-4
4POS TB HDR 180 DEG, PITCH 3.5, TL 3.4mm




TE Part # 2350514-4
4POS TB HDR 90 DEG, PITCH 3.5 & TL 3.5mm


Customers Also Bought




TE Part #1-1623750-9
ER58 2R2 5% AMMO




TE Part #2351886-2
2POS TB HDR 180 DEG, PITCH 3.5, TL 3.4mm




TE Part #2350398-2
2 POS SPRING TB PLUG , PITCH 3.50




TE Part #2350398-5
5 POS SPRING TB PLUG , PITCH 3.50




TE Part #5-1415899-5
RZ03-1C3-D024



TE Part #2351886-3
3POS TB HDR 180 DEG, PITCH 3.5, TL 3.4mm



TE Part #2351886-6
6POS TB HDR 180 DEG, PITCH 3.5, TL 3.4mm



TE Part #3-1625890-2
2W SM M/OX 5% 22K



Documents

Product Drawings

4 POS SPRING TB PLUG , PITCH 3.50

English

CAD Files

3D PDF

3D

Customer View Model

ENG_CVM_CVM_2350398-4_A.2d_dxf.zip

English

Customer View Model

ENG_CVM_CVM_2350398-4_A.3d_igs.zip

English

Customer View Model

ENG_CVM_CVM_2350398-4_A.3d_stp.zip

English

By downloading the CAD file I accept and agree to the [Terms and Conditions](#) of use.

Datasheets & Catalog Pages

BUCHANAN PUSH-IN CLAMP PCB CONNECTORS

English

Product Specifications

Application Specification

English

Agency Approvals

UL

English