




TE Internal #: 2351768-2
Pin, 1 mm [.04 in] Pin Diameter, 18 – 20 AWG, .75 – .5 mm² Wire,
Closed Barrel, Gold Plating, 18.3 mm [.709 in] Length, Bag/Box,
Round, Stranded Wire
[View on TE.com >](#)

Terminals & Splices > Crimp Wire Pins, Tabs & Ferrules



Crimp Wire Terminal Type: Pin
Mating Pin Diameter: 1 mm [.04 in]
Wire Size: .75 – .5 mm²
Barrel Inside Diameter: 1.1 mm [.043 in]

Features

Product Type Features

Compatible With Discrete Wire Type	Stranded
------------------------------------	----------

Contact Features

Contact Fabrication	Solid
Crimp Wire Terminal Type	Pin
Mating Pin Diameter	1 mm[.04 in]
Barrel Type	Closed
Terminal Plating Material	Gold
Contact Shape & Form	Round
Terminal Orientation	Straight

Mechanical Attachment

Wire Insulation Support	Without
-------------------------	---------

Dimensions

Wire Size	.75 – .5 mm²
Barrel Inside Diameter	1.1 mm[.043 in]
Terminal Material Thickness	1.78 mm[.07 in]



Overall Product Length	18.3 mm[.709 in]
------------------------	------------------

Usage Conditions

Insulation Option	Fully Insulated
Operating Temperature Range	-40 – 85 °C[-40 – 185 °F]

Packaging Features

Packaging Method	Bag/Box
------------------	---------

Product Compliance

For compliance documentation, visit the product page on TE.com>

EU RoHS Directive 2011/65/EU	Compliant
EU ELV Directive 2000/53/EC	Out of Scope
China RoHS 2 Directive MIIT Order No 32, 2016	No Restricted Materials Above Threshold
EU REACH Regulation (EC) No. 1907/2006	Current ECHA Candidate List: JAN 2025 (247) Candidate List Declared Against: JAN 2025 (247) Does not contain REACH SVHC
Halogen Content	Low Halogen - Br, Cl, F, I < 900 ppm per homogenous material. Also BFR/CFR/PVC Free
Solder Process Capability	Not reviewed for solder process capability

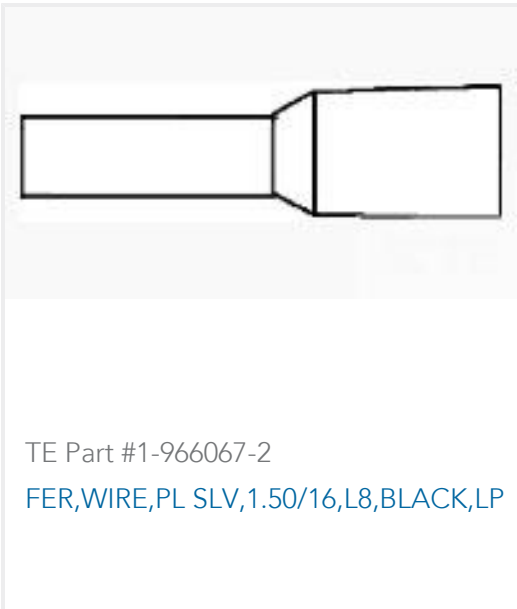

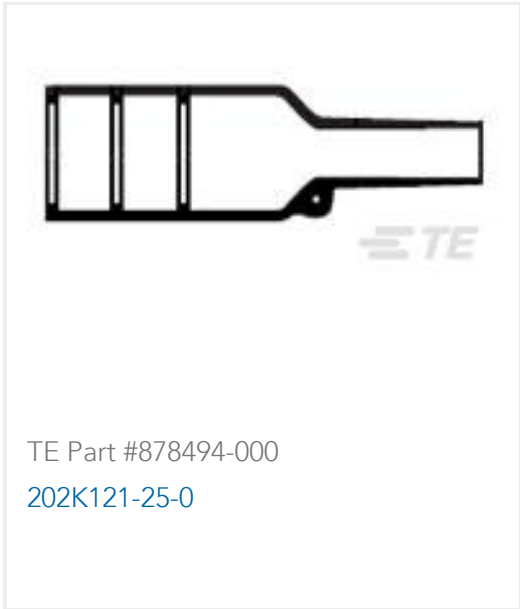
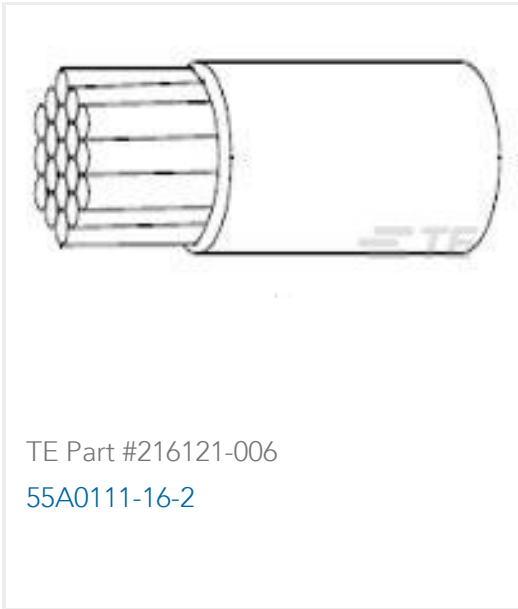
Product Compliance Disclaimer

This information is provided based on reasonable inquiry of our suppliers and represents our current actual knowledge based on the information they provided. This information is subject to change. The part numbers that TE has identified as EU RoHS compliant have a maximum concentration of 0.1% by weight in homogenous materials for lead, hexavalent chromium, mercury, PBB, PBDE, DBP, BBP, DEHP, DIBP, and 0.01% for cadmium, or qualify for an exemption to these limits as defined in the Annexes of Directive 2011/65/EU (RoHS2). Finished electrical and electronic equipment products will be CE marked as required by Directive 2011/65/EU. Components may not be CE marked. Additionally, the part numbers that TE has identified as EU ELV compliant have a maximum concentration of 0.1% by weight in homogenous materials for lead, hexavalent chromium, and mercury, and 0.01% for cadmium, or qualify for an exemption to these limits as defined in the Annexes of Directive 2000/53/EC (ELV). Regarding the REACH Regulation, the information TE provides on SVHC in articles for this part number is based on the latest European Chemicals Agency (ECHA) ‘Guidance on requirements for substances in articles’ posted at this URL: <https://echa.europa.eu/guidance-documents/guidance-on-reach>

Compatible Parts



Customers Also Bought



Documents

Product Drawings
CONTACT, AWG 18-20
English

CAD Files
3D PDF
3D
Customer View Model
ENG_CVM_CVM_2351768-2_A.2d_dxf.zip



English

Customer View Model

[ENG_CVM_CVM_2351768-2_A.3d_igs.zip](#)

English

Customer View Model

[ENG_CVM_CVM_2351768-2_A.3d_stp.zip](#)

English

By downloading the CAD file I accept and agree to the [Terms and Conditions](#) of use.

Product Specifications

Product Specification

English

Application Specification

English