




Sensors > Safety Light Curtains



Safety Level: **Type 4 - PL e - Cat.4 , SIL3, SILCL3**

Detection Type: **Finger**

Detection Resolution: **14 mm**

Response Time: **11 msec**

Features

Configuration Features

Number of Safety Outputs	2
Connections Type	M12 5-Pole Connector (Emitter) & M12 8-Pole Connector (Receiver)
Safety Output Type	2 OSSD Pairs (400mA)
Safety Functions	Integrated

Electrical Characteristics

Power Supply Voltage	24 ± 20% VDC
Output Voltage	24 VDC
Output Current (Max)	.4 A

Body Features

Product Weight	1649 g
----------------	--------

Dimensions

Connection Cable Length (Max)	100 m
Product Depth	28 mm
Product Length	30 mm
Product Height	813 mm
Overall Height	813 mm



Controlled Height	760 mm
-------------------	--------

Usage Conditions

Operating Temperature Range	-20 – 55 °C[-4 – 131 °F]
Storage Temperature Range	-30 – 70 °C[-22 – 158 °F]
Detection Resolution	14 mm

Operation/Application

Indicator Type	LED
Number of Beams	75
Detection & Functioning System	Emitter & Receiver
Protected Height	760 mm
Start & Restart Type	Automatic & Manual
Detection Type	Finger
Response Time	11 msec

Industry Standards

IP Rating	IP67
Safety Level	Type 4 - PL e - Cat.4 , SIL3, SILCL3

Product Compliance

For compliance documentation, visit the product page on TE.com>

EU RoHS Directive 2011/65/EU	Compliant
EU ELV Directive 2000/53/EC	Not Yet Reviewed
China RoHS 2 Directive MIIT Order No 32, 2016	No Restricted Materials Above Threshold
EU REACH Regulation (EC) No. 1907/2006	Current ECHA Candidate List: JAN 2025 (247) Candidate List Declared Against: JUNE 2024 (241) Does not contain REACH SVHC
Halogen Content	Low Halogen - Br, Cl, F, I < 900 ppm per homogenous material. Also BFR/CFR/PVC Free
Solder Process Capability	Not reviewed for solder process capability

















Product Compliance Disclaimer

This information is provided based on reasonable inquiry of our suppliers and represents our current actual knowledge based on the information they provided. This information is subject to change. The part numbers that TE has identified as EU RoHS compliant have a maximum concentration of 0.1% by weight in homogenous materials for lead, hexavalent chromium, mercury, PBB, PBDE, DBP, BBP, DEHP, DIBP, and 0.01% for cadmium, or qualify for an exemption to these



limits as defined in the Annexes of Directive 2011/65/EU (RoHS2). Finished electrical and electronic equipment products will be CE marked as required by Directive 2011/65/EU. Components may not be CE marked. Additionally, the part numbers that TE has identified as EU ELV compliant have a maximum concentration of 0.1% by weight in homogenous materials for lead, hexavalent chromium, and mercury, and 0.01% for cadmium, or qualify for an exemption to these limits as defined in the Annexes of Directive 2000/53/EC (ELV). Regarding the REACH Regulations, TE's information on SVHC in articles for this part number is still based on the European Chemical Agency (ECHA) 'Guidance on requirements for substances in articles' (Version: 2, April 2011), applying the 0.1% weight on weight concentration threshold at the finished product level. TE is aware of the European Court of Justice ruling of September 10th, 2015 also known as O5A (Once An Article Always An Article) stating that, in case of 'complex object', the threshold for a SVHC must be applied to both the product as a whole and simultaneously to each of the articles forming part of its composition. TE has evaluated this ruling based on the new ECHA "Guidance on requirements for substances in articles" (June 2017, version 4.0) and will be updating its statements accordingly.

Compatible Parts

 <p>TE Part # 2447912-6 SLC-FC40-M12-5P</p>	 <p>TE Part # 1-2447913-4 SLC-FC-M12-90-8P-CG9</p>	 <p>TE Part # 2447912-3 SLC-FC15-M12-5P</p>	 <p>TE Part # 2447915-2 SLC-FMC4-120</p>
 <p>TE Part # 2447913-7 SLC-FC50-M12-8P</p>	 <p>TE Part # 1-2447913-2 SLC-FC-M12-90-8P-CG11</p>	 <p>TE Part # 2447915-7 SLC-FMC2-CG11-100</p>	 <p>TE Part # 2447917-2 SLC-SLC-MP-025</p>
 <p>TE Part # 1-2447917-0 SLC-SLC-MP-136</p>	 <p>TE Part # 2447918-2 SLC-MB-S</p>	 <p>TE Part # 2447940-2 SRS-2NO</p>	 <p>TE Part # 1-2447917-1 SLC-SLC-MP-144</p>
 <p>TE Part # 2447914-3 SLC-B4-180</p>	 <p>TE Part # 2447912-1 SLC-FC5-M12-5P</p>	 <p>TE Part # 2447912-7 SLC-FC50-M12-5P</p>	 <p>TE Part # 1-2447920-1 SLC-PS-150</p>



Documents

Product Drawings

SLC4-F14-076

English

CAD Files

3D PDF

3D

Customer View Model

ENG_CVM_CVM_2437979-7_B2.2d_dxf.zip

English

Customer View Model

ENG_CVM_CVM_2437979-7_B2.3d_igs.zip

English

Customer View Model

ENG_CVM_CVM_2437979-7_B2.3d_stp.zip

English

By downloading the CAD file I accept and agree to the [Terms and Conditions](#) of use.

Datasheets & Catalog Pages

Safety Light Curtains

English

Safety Products Training

English

Product Specifications

Manuals & User Guides

English

Manuals & User Guides

English

Agency Approvals

UL Report

English