



Connectors > Audio & Video Connectors > USB Connectors



USB Adapter Type: A

USB Version: 3.1 Gen 2

Connector Profile: Standard

Connector & Housing Type: Receptacle

Number of Ports: 1

Features

Product Type Features

USB Adapter Type	A
USB Version	3.1 Gen 2
Connector & Housing Type	Receptacle
Connector System	Cable-to-Board
Connector & Contact Terminates To	Printed Circuit Board
USB Connector Type	USB 3.0 Type-A

Configuration Features

Number of Ports	1
Number of Positions	9

Body Features

Connector Profile	Standard
-------------------	----------

Contact Features

Contact Current Rating (Max)	1.8 A
------------------------------	-------

Termination Features

--	--



Termination Post & Tail Length	2.85 mm
Termination Method to PCB	Through Hole - Solder

Mechanical Attachment

PCB Mount Location	Top
PCB Mount Retention Type	Kinked Legs
Connector Mounting Type	Board Mount

Housing Features

Housing Material	Thermoplastic - PA9T
Housing Color	Black
Body Orientation	Vertical
Centerline (Pitch)	2.01 mm[.078 in]

Dimensions

PCB Thickness (Recommended)	1 – 1.6 mm
-----------------------------	------------

Usage Conditions

Soldering Temperature (Max)	260 °C
Mating Cycles (Max)	5000
Operating Temperature Range	-55 – 105 °C[-67 – 221 °F]

Operation/Application

Circuit Application	Power & Signal
---------------------	----------------

Packaging Features

Packaging Method	Tape & Reel
------------------	-------------

Product Compliance

For compliance documentation, visit the product page on TE.com>

EU RoHS Directive 2011/65/EU	Compliant
EU ELV Directive 2000/53/EC	Not Yet Reviewed
China RoHS 2 Directive MIIT Order No 32, 2016	No Restricted Materials Above Threshold
EU REACH Regulation (EC) No. 1907/2006	Current ECHA Candidate List: JAN 2025 (247) Candidate List Declared Against: JUNE 2024 (241) Does not contain REACH SVHC
Halogen Content	Low Halogen - Br, Cl, F, I < 900 ppm per homogenous material. Also BFR/CFR/PVC



Free

Not reviewed for solder process capability

Product Compliance Disclaimer

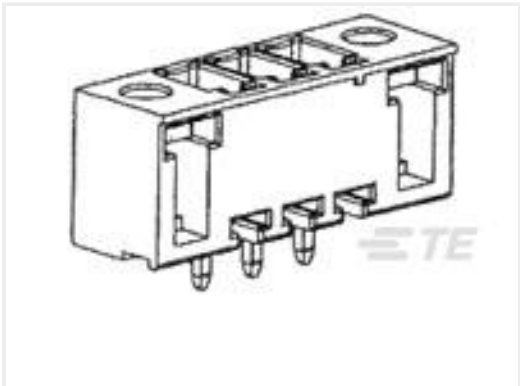
This information is provided based on reasonable inquiry of our suppliers and represents our current actual knowledge based on the information they provided. This information is subject to change. The part numbers that TE has identified as EU RoHS compliant have a maximum concentration of 0.1% by weight in homogenous materials for lead, hexavalent chromium, mercury, PBB, PBDE, DBP, BBP, DEHP, DIBP, and 0.01% for cadmium, or qualify for an exemption to these limits as defined in the Annexes of Directive 2011/65/EU (RoHS2). Finished electrical and electronic equipment products will be CE marked as required by Directive 2011/65/EU. Components may not be CE marked. Additionally, the part numbers that TE has identified as EU ELV compliant have a maximum concentration of 0.1% by weight in homogenous materials for lead, hexavalent chromium, and mercury, and 0.01% for cadmium, or qualify for an exemption to these limits as defined in the Annexes of Directive 2000/53/EC (ELV). Regarding the REACH Regulations, TE’s information on SVHC in articles for this part number is still based on the European Chemical Agency (ECHA) ‘Guidance on requirements for substances in articles’(Version: 2, April 2011), applying the 0.1% weight on weight concentration threshold at the finished product level. TE is aware of the European Court of Justice ruling of September 10th, 2015 also known as O5A (Once An Article Always An Article) stating that, in case of ‘complex object’, the threshold for a SVHC must be applied to both the product as a whole and simultaneously to each of the articles forming part of its composition. TE has evaluated this ruling based on the new ECHA “Guidance on requirements for substances in articles” (June 2017, version 4.0) and will be updating its statements accordingly.

Compatible Parts




TE Part # 2-2117156-0
C/A, USB3.0 A TYPE TO A TYPE,


Customers Also Bought




TE Part #1986799-6
6P TERMIBLOK HDR DIR C VITI w/
KEY FEAT




TE Part #BSA440N0009100B000
912 PLUG




TE Part #2292864-2
AS16,CAP BACKSHELL KIT,ST,08P,
NC20



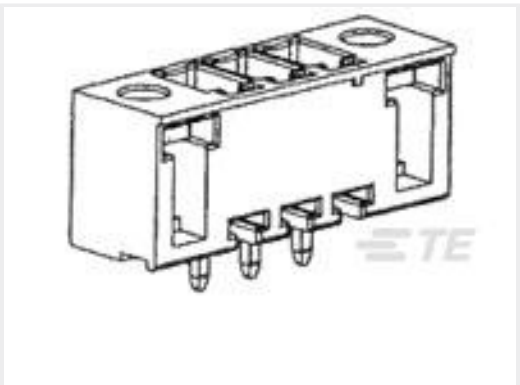
TE Part #DT15-12PB
HDR, 12P, BLK, ST, NI/CU, B




TE Part #SRK13-MDA-32A-001
HDR, 32P, BLK, RA, SN/NI/CU, A



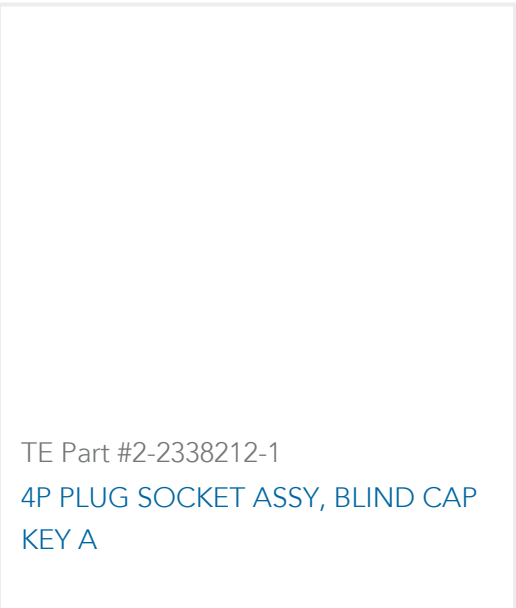
TE Part #7-6474566-3
FSN-23.75Z-25



TE Part #1986799-4
4P TERMIBLOK HDR DIR C VITI w/
KEY FEAT



TE Part #1010-066-0406
SEAL, INTF, 4P, RED-ORG, SL RET, DT



Documents

Product Drawings

VERT USB3.2A(Shield leg solder) GF

English

CAD Files

3D PDF

3D

Customer View Model

ENG_CVM_CVM_2438987-1_1.3d_igs.zip

English

Customer View Model

ENG_CVM_CVM_2438987-1_1.3d_stp.zip

English

Customer View Model

ENG_CVM_CVM_2438987-1_1.2d_dxf.zip

English

By downloading the CAD file I accept and agree to the [Terms and Conditions](#) of use.

Datasheets & Catalog Pages

Vertical-USB-3.2-Gen-2-Product-Flyer

English

Product Specifications

Product Specification

English

Product Specification

English