



Connectors > Automotive Connectors > Automotive Connector Accessories > Automotive Connector Caps & Covers >

High-Power Charging CCS1 and CCS2 Inlet Kits



Number of Positions: 7
Primary Product Color: **Black - Orange**
Protection & Strain Relief Accessory Type: **Sealing Cover**
Primary Product Material: **PA GF**
Cable Exit Angle: **180°**

[All High-Power Charging CCS1 and CCS2 Inlet Kits \(47\)](#)

Features

Product Type Features

| | |
|---|---------------|
| Sealable | Yes |
| Protection & Strain Relief Accessory Type | Sealing Cover |

Configuration Features

| | |
|---------------------|---|
| Number of Positions | 7 |
|---------------------|---|

Body Features

| | |
|--------------------------|----------------|
| Primary Product Color | Black - Orange |
| Primary Product Material | PA GF |
| Cable Exit Angle | 180° |

Mechanical Attachment

| | |
|---------------|------|
| Strain Relief | With |
|---------------|------|

Usage Conditions

| | |
|-----------------------------|---------------|
| Operating Temperature (Max) | 85 °C[185 °F] |
|-----------------------------|---------------|



Operating Temperature Range

-40 – 85 °C[-40 – 185 °F]

Industry Standards

| | |
|-----------|------|
| IP Rating | IP67 |
|-----------|------|

Packaging Features

| | |
|--------------------|-----------|
| Packaging Method | Bag & Box |
| Packaging Quantity | 1 |

Product Compliance

For compliance documentation, visit the product page on TE.com>


| | |
|---|---|
| EU RoHS Directive 2011/65/EU | Compliant with Exemptions |
| EU ELV Directive 2000/53/EC | Compliant with Exemptions |
| China RoHS 2 Directive MIIT Order No 32, 2016 | Restricted Materials Above Threshold |
| EU REACH Regulation (EC) No. 1907/2006 | Current ECHA Candidate List: JAN 2025 (247) Not Yet Reviewed |
| Halogen Content | Not Yet Reviewed for halogen content |
| Solder Process Capability | Not reviewed for solder process capability |

Product Compliance Disclaimer

This information is provided based on reasonable inquiry of our suppliers and represents our current actual knowledge based on the information they provided. This information is subject to change. The part numbers that TE has identified as EU RoHS compliant have a maximum concentration of 0.1% by weight in homogenous materials for lead, hexavalent chromium, mercury, PBB, PBDE, DBP, BBP, DEHP, DIBP, and 0.01% for cadmium, or qualify for an exemption to these limits as defined in the Annexes of Directive 2011/65/EU (RoHS2). Finished electrical and electronic equipment products will be CE marked as required by Directive 2011/65/EU. Components may not be CE marked. Additionally, the part numbers that TE has identified as EU ELV compliant have a maximum concentration of 0.1% by weight in homogenous materials for lead, hexavalent chromium, and mercury, and 0.01% for cadmium, or qualify for an exemption to these limits as defined in the Annexes of Directive 2000/53/EC (ELV). Regarding the REACH Regulations, TE’s information on SVHC in articles for this part number is still based on the European Chemical Agency (ECHA) ‘Guidance on requirements for substances in articles’(Version: 2, April 2011), applying the 0.1% weight on weight concentration threshold at the finished product level. TE is aware of the European Court of Justice ruling of September 10th, 2015 also known as O5A (Once An Article Always An Article) stating that, in case of ‘complex object’, the threshold for a SVHC must be applied to both the product as a whole and simultaneously to each of the articles forming part of its composition. TE has evaluated this ruling based on the new ECHA “Guidance on requirements for substances in articles” (June 2017, version 4.0) and will be updating its statements accordingly.

Compatible Parts





TE Part # CAT-AQ6-CIFA
Charging Inlets Flap Assembly



TE Part # 794606-1
MICRO MNL RPT CNT STRIP 20-24




TE Part # 1-967640-1
4POS MQS REC COD A



TE Part # 1-794617-2
12POS,MICRO MNL,RCPT HSG


Also in the Series | Charging Inlets




Automotive Connector Caps & Covers (56)




Automotive Connector Locks & Position Assurance(1)




Automotive Housings(30)



Automotive Terminals(2)



Connector Seals & Cavity Plugs(5)



Electric, Hybrid & Fuel Cell Cable Assemblies(101)



High Voltage Wire Processing Equipment(17)

Documents

Product Drawings

COMBO 1,CHARGE INLET KIT 95SQMM-32A

English

CAD Files

Customer View Model

ENG_CVM_CVM_2443718-2_A.3d_igs.zip

English

Customer View Model

ENG_CVM_CVM_2443718-2_A.2d_dxf.zip

English

3D PDF

3D

Customer View Model

ENG_CVM_CVM_2443718-2_A.3d_stp.zip

English

2443718-2

7 Position, Black - Orange, Sealing Cover, PA GF, 180° Cable Exit, -40 – 85 °C [-40 – 185 °F], Charging Inlets



By downloading the CAD file I accept and agree to the [Terms and Conditions](#) of use.

[Product Specifications](#)

[Application Specification](#)

English