



Connectors > Automotive Connectors > Automotive Connector Accessories > Automotive Connector Caps & Covers >

High-Power Charging CCS1 and CCS2 Inlet Kits



Number of Positions: 7
Primary Product Color: **Black - Orange**
Protection & Strain Relief Accessory Type: **Sealing Cover**
Primary Product Material: **PA GF**
Cable Exit Angle: **180°**

[All High-Power Charging CCS1 and CCS2 Inlet Kits \(47\)](#)

Features

Product Type Features

Sealable	Yes
Protection & Strain Relief Accessory Type	Sealing Cover

Configuration Features

Number of Positions	7
---------------------	---

Body Features

Primary Product Color	Black - Orange
Primary Product Material	PA GF
Cable Exit Angle	180°

Mechanical Attachment

Strain Relief	With
---------------	------

Usage Conditions

Operating Temperature (Max)	85 °C[185 °F]
-----------------------------	---------------



Operating Temperature Range

-40 – 85 °C[-40 – 185 °F]

Industry Standards

IP Rating	IP67
-----------	------

Packaging Features

Packaging Method	Bag & Box
Packaging Quantity	1

Product Compliance


For compliance documentation, visit the product page on TE.com>

EU RoHS Directive 2011/65/EU	Compliant with Exemptions
EU ELV Directive 2000/53/EC	Compliant with Exemptions
China RoHS 2 Directive MIIT Order No 32, 2016	Restricted Materials Above Threshold
EU REACH Regulation (EC) No. 1907/2006	Current ECHA Candidate List: JAN 2025 (247) Not Yet Reviewed
Halogen Content	Not Yet Reviewed for halogen content
Solder Process Capability	Not reviewed for solder process capability


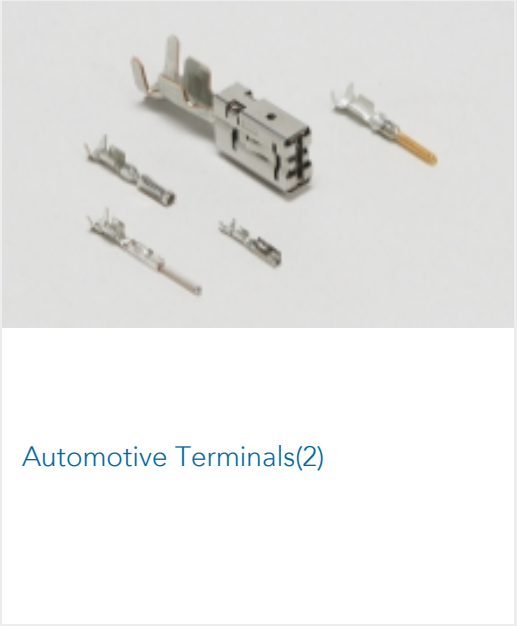
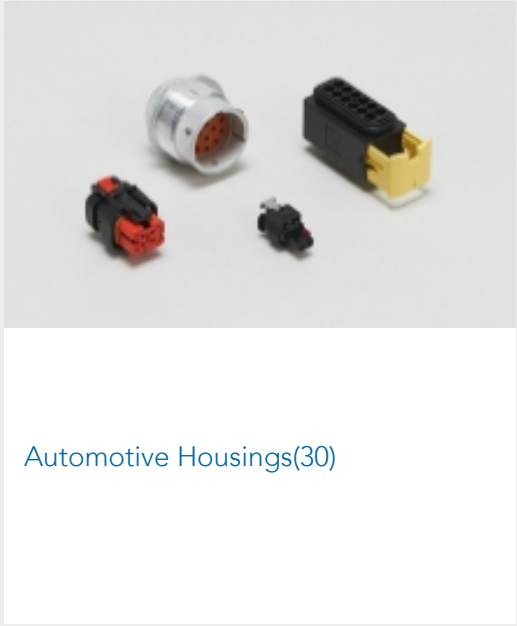

Product Compliance Disclaimer

This information is provided based on reasonable inquiry of our suppliers and represents our current actual knowledge based on the information they provided. This information is subject to change. The part numbers that TE has identified as EU RoHS compliant have a maximum concentration of 0.1% by weight in homogenous materials for lead, hexavalent chromium, mercury, PBB, PBDE, DBP, BBP, DEHP, DIBP, and 0.01% for cadmium, or qualify for an exemption to these limits as defined in the Annexes of Directive 2011/65/EU (RoHS2). Finished electrical and electronic equipment products will be CE marked as required by Directive 2011/65/EU. Components may not be CE marked. Additionally, the part numbers that TE has identified as EU ELV compliant have a maximum concentration of 0.1% by weight in homogenous materials for lead, hexavalent chromium, and mercury, and 0.01% for cadmium, or qualify for an exemption to these limits as defined in the Annexes of Directive 2000/53/EC (ELV). Regarding the REACH Regulations, TE’s information on SVHC in articles for this part number is still based on the European Chemical Agency (ECHA) ‘Guidance on requirements for substances in articles’(Version: 2, April 2011), applying the 0.1% weight on weight concentration threshold at the finished product level. TE is aware of the European Court of Justice ruling of September 10th, 2015 also known as O5A (Once An Article Always An Article) stating that, in case of ‘complex object’, the threshold for a SVHC must be applied to both the product as a whole and simultaneously to each of the articles forming part of its composition. TE has evaluated this ruling based on the new ECHA “Guidance on requirements for substances in articles” (June 2017, version 4.0) and will be updating its statements accordingly.

Compatible Parts



Also in the Series | Charging Inlets



Documents

Product Drawings

COMBO 1,CHARGE INLET KIT 95SQMM W/ LED

English

CAD Files

Customer View Model

ENG_CVM_CVM_2443721-1_A1.2d_dxf.zip

English

Customer View Model

ENG_CVM_CVM_2443721-1_A1.3d_igs.zip

English

3D PDF

3D

Customer View Model

ENG_CVM_CVM_2443721-1_A1.3d_stp.zip

English



By downloading the CAD file I accept and agree to the [Terms and Conditions](#) of use.

Product Specifications

Application Specification

English