



Terminals & Splices > Terminal Housings, Insulation Sleeves & Blocks > Crimp Terminal Housings



Terminal Type: **Tab**
Connector & Housing Type: **Tab Housing**
Number of Positions: **8**
Terminal Orientation: **Straight**
Primary Product Color: **Clear**

Features

Product Type Features

Sealable	No
Connector & Housing Type	Tab Housing

Configuration Features

Number of Positions	8
---------------------	---

Body Features

Primary Product Color	Clear
-----------------------	-------

Contact Features

Terminal Type	Tab
Terminal Orientation	Straight
Contact Mating Retention	Without

Mechanical Attachment

Mating Alignment	With
Connector Mounting Type	Cable Mount (Free-Hanging)



Housing Features

Housing Material	Polyamide
Centerline (Pitch)	9.14 mm[.36 in]

Dimensions

Product Length	32.8 mm[1.29 in]
----------------	------------------

Usage Conditions

Operating Temperature Range	-40 – 105 °C[-40 – 221 °F]
-----------------------------	----------------------------

Packaging Features

Packaging Quantity	1000
Packaging Method	Carton

Product Compliance

For compliance documentation, visit the product page on [TE.com](#)>

EU RoHS Directive 2011/65/EU	Compliant
EU ELV Directive 2000/53/EC	Compliant
China RoHS 2 Directive MIIT Order No 32, 2016	No Restricted Materials Above Threshold
EU REACH Regulation (EC) No. 1907/2006	Current ECHA Candidate List: JAN 2025 (247) Candidate List Declared Against: JAN 2025 (247) Does not contain REACH SVHC
Halogen Content	Low Halogen - Br, Cl, F, I < 900 ppm per homogenous material. Also BFR/CFR/PVC Free
Solder Process Capability	Not applicable for solder process capability

Product Compliance Disclaimer

This information is provided based on reasonable inquiry of our suppliers and represents our current actual knowledge based on the information they provided. This information is subject to change. The part numbers that TE has identified as EU RoHS compliant have a maximum concentration of 0.1% by weight in homogenous materials for lead, hexavalent chromium, mercury, PBB, PBDE, DBP, BBP, DEHP, DIBP, and 0.01% for cadmium, or qualify for an exemption to these limits as defined in the Annexes of Directive 2011/65/EU (RoHS2). Finished electrical and electronic equipment products will be CE marked as required by Directive 2011/65/EU. Components may not be CE marked. Additionally, the part numbers that TE has identified as EU ELV compliant have a maximum concentration of 0.1% by weight in homogenous materials for lead, hexavalent chromium, and mercury, and 0.01% for cadmium, or qualify for an exemption to these limits as defined in the Annexes of Directive 2000/53/EC (ELV). Regarding the REACH Regulation, the information TE provides on SVHC in articles for this part number is based on the latest European Chemicals Agency (ECHA) ‘Guidance on requirements for substances in articles’ posted at this URL: <https://echa.europa.eu/guidance-documents/guidance-on-reach>

Compatible Parts





TE Part # 170349-2
FF 250 TAB 22-20AWG TPBR
WITHOUT LATCH



TE Part # 170349-1
FF 250 TAB 22-20AWG BR WITHOUT
LATCH



TE Part # 170340-3
FF 250 TAB 20-14AWG PTBR
WITHOUT LATCH



TE Part # 170341-1
FF 250 TAB 14-12AWG BR WITHOUT
LATCH




TE Part # 170341-3
FF 250 TAB 14-12AWG PTBR
WITHOUT LATCH




TE Part # 170340-1
FF 250 TAB 20-14AWG BR WITHOUT
LATCH


Also in the Series | FASTIN-FASTON 250



Crimp Terminal Housings(195)



Insertion & Extraction Tools(2)



Quick Disconnects(216)

Customers Also Bought



TE Part #K1166376
Switch lever 3 DF VK-Teil 35-500-075



TE Part #K1147099
Battery Disconnecter 35-210-100-GN



TE Part #K1012888
Relay 26-72-01



TE Part #2-1879134-4
RN 0603 16K9 0.1% 10PPM 1K RL



TE Part #DT06-12SA-CE10
PLG, 12P, BLK, E, SEAL RET, ENH KEY,
A




TE Part #163007
FF 250 REC HSG 8P NYLON CLEAR



TE Part #42098-1
FF 250 TAB 18-14 AWG .032 BR



TE Part #DT04-6P-C015
REC, 6P, GRY, E



Documents

Product Drawings

FF 250 TAB HSG 8P NYLON CLEAR

English

CAD Files

3D PDF

3D

Customer View Model

ENG_CVM_CVM_280099_N.2d_dxf.zip

English

Customer View Model

ENG_CVM_CVM_280099_N.3d_igs.zip

English

Customer View Model

ENG_CVM_CVM_280099_N.3d_stp.zip

English

By downloading the CAD file I accept and agree to the [Terms and Conditions](#) of use.

Datasheets & Catalog Pages

White Paper: Nylon Discoloration

English

Product Specifications

Application Specification

English