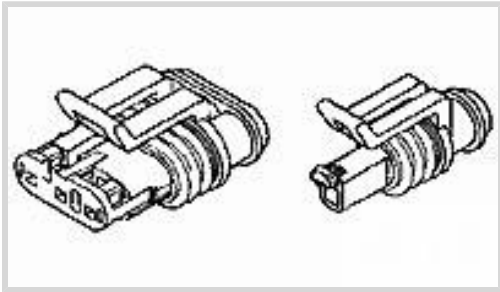




Connectors > Automotive Connectors > Automotive Housings > AMP SUPERSEAL 1.5MM, CONNECTOR HOUSING



Number of Positions: 2

Connector & Housing Type: **Housing for Female Terminals**

Mating Tab Width: 1.5 mm [.059 in]

Connector System: **Wire-to-Wire**

Centerline (Pitch): 6 mm [.236 in]

All AMP SUPERSEAL 1.5MM, CONNECTOR HOUSING (19)

Features

Product Type Features

Mixed & Hybrid Connector	No
Connector Shape	Rectangular
Connector & Housing Type	Housing for Female Terminals
Connector System	Wire-to-Wire
Sealable	Yes
Primary Locking Feature	Integrated in Housing
Connector & Contact Terminates To	Wire & Cable

Configuration Features

Number of Positions	2
Number of Rows	1

Electrical Characteristics

Operating Voltage	24 VDC
-------------------	--------

Body Features

Cable Exit Angle	180°
Primary Product Color	Black
Connector & Keying Code	Neutral



Contact Features

Contact Size	1.5mm
Contact Type	Receptacle
Mating Tab Width	1.5 mm[.059 in]
Contact Current Rating (Max)	14 A

Mechanical Attachment

Strain Relief	Without
Terminal Position Assurance	No
Mating Alignment Type	Polarizing Rib
Mating Alignment	With
Connector Mounting Type	Cable Mount (Free-Hanging)

Housing Features

Housing Material	PA 66 GF
Centerline (Pitch)	6 mm[.236 in]

Dimensions

Product Width	17.1 mm[.673 in]
Product Length	32.2 mm[1.268 in]
Connector Height	9.3 mm[.366 in]

Usage Conditions

Operating Temperature (Max)	125 °C[257 °F]
Operating Temperature Range	-40 – 125 °C[-40 – 257 °F]

Operation/Application

Circuit Application	Signal
---------------------	--------

Industry Standards

IP Rating	IP67, IPX6K, IPX9K
-----------	--------------------

Packaging Features

Packaging Quantity	800
Packaging Method	Bag

Other

Serviceable	Yes
Connector Position Assurance Capable	No



Product Compliance

For compliance documentation, visit the product page on TE.com>

EU RoHS Directive 2011/65/EU	Compliant
EU ELV Directive 2000/53/EC	Compliant
China RoHS 2 Directive MIIT Order No 32, 2016	No Restricted Materials Above Threshold
EU REACH Regulation (EC) No. 1907/2006	Current ECHA Candidate List: JAN 2025 (247) Candidate List Declared Against: JAN 2025 (247) Does not contain REACH SVHC
Halogen Content	BFR/CFR/PVC Free, but Br/Cl >900 ppm in other sources.
Solder Process Capability	Not applicable for solder process capability

Product Compliance Disclaimer

This information is provided based on reasonable inquiry of our suppliers and represents our current actual knowledge based on the information they provided. This information is subject to change. The part numbers that TE has identified as EU RoHS compliant have a maximum concentration of 0.1% by weight in homogenous materials for lead, hexavalent chromium, mercury, PBB, PBDE, DBP, BBP, DEHP, DIBP, and 0.01% for cadmium, or qualify for an exemption to these limits as defined in the Annexes of Directive 2011/65/EU (RoHS2). Finished electrical and electronic equipment products will be CE marked as required by Directive 2011/65/EU. Components may not be CE marked. Additionally, the part numbers that TE has identified as EU ELV compliant have a maximum concentration of 0.1% by weight in homogenous materials for lead, hexavalent chromium, and mercury, and 0.01% for cadmium, or qualify for an exemption to these limits as defined in the Annexes of Directive 2000/53/EC (ELV). Regarding the REACH Regulation, the information TE provides on SVHC in articles for this part number is based on the latest European Chemicals Agency (ECHA) ‘Guidance on requirements for substances in articles’ posted at this URL: <https://echa.europa.eu/guidance-documents/guidance-on-reach>

Compatible Parts



TE Part # CAT-AM71-T273
AMP SUPERSEAL 1.5MM,
RECEPTACLE AND TAB




TE Part # 2351801-1
V23332A2001A200-EV-CBOX-HCR100



TE Part # 2356585-1
V23332B2002B200-EV-CBOX-HCR100



TE Part # 9-1579007-1
EXTRACTION TOOL



TE Part # 2452133-1
EXTRACTION TOOL



TE Part # 1-1414632-0
V23132B2002X025



TE Part # 2489208-1
V23132B2002B200-EV-KLT4315



TE Part # 776308-1
CAP HOUSING 4 POSITION



TE Part # 776309-1
CAP HOUSING 2 POSITION



TE Part # 2351809-1
V23332B2002A200-EV-CBOX-HCR100



TE Part # 1-1393315-1
V23132B2002B200=HCR



TE Part # 2-1414939-2
V23132A2001B200-EV-USBX



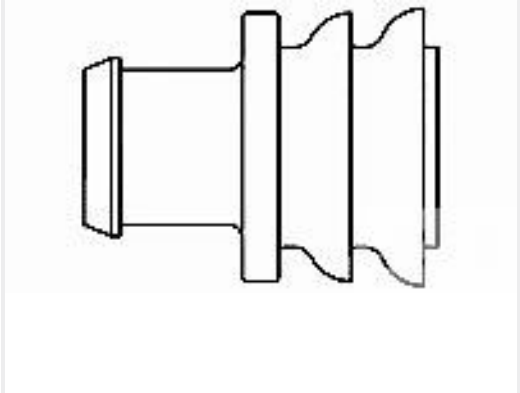
TE Part # 1416010-1
V23132A2001B200



TE Part # 2325593-2
REC CONN CVR,2POS,MINI MIC



TE Part # 5-1414968-1
V23132B2002B200-EV-USBX



TE Part # 281934-3
SINGLE WIRE SEAL



TE Part # 7-1414968-8
V23132A2001A200-EV-USBX



TE Part # 776540-1
776310-1 SECONDARY LOCK WITH
120 OHM 1/2



TE Part # 2356584-1
V23332A2001B200-EV-CBOX-HCR100




TE Part # 1-1414476-0
V23132A2001X023


Also in the Series | AMP Superseal 1.5mm Series




Automotive Connector Caps & Covers
(1)



Automotive Housings(23)




Automotive Terminals(16)



Connector Seals & Cavity Plugs(6)



Insertion & Extraction Tools(3)



Other Automotive Connector Accessories(1)

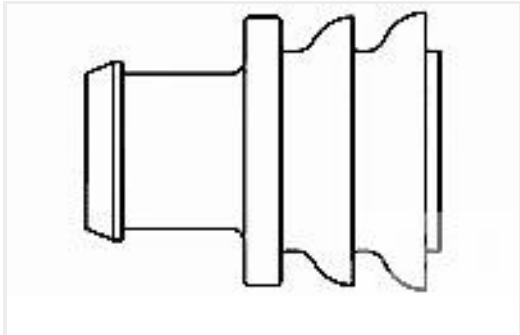
Customers Also Bought



TE Part #CAT-AM71-T273
AMP SUPERSEAL 1.5MM,
RECEPTACLE AND TAB



TE Part #CAT-AM71-CH8172
AMP SUPERSEAL 1.5MM,
CONNECTOR HOUSING



TE Part #281934-3
SINGLE WIRE SEAL

Documents

Product Drawings

AMP SUPERSEAL 1.5 SERIES 2P PL

English

CAD Files

3D PDF

3D

Customer View Model

ENG_CVM_CVM_282080-1_D.2d_dxf.zip

English

Customer View Model

ENG_CVM_CVM_282080-1_D.3d_igs.zip

English

Customer View Model

ENG_CVM_CVM_282080-1_D.3d_stp.zip

English

By downloading the CAD file I accept and agree to the [Terms and Conditions](#) of use.

Datasheets & Catalog Pages

AMP SUPERSEAL 1.5mm Connector System

English

ICT Terminals and Connectors Catalogue

English

Product Specifications

Product Specification



English

Instruction Sheets
AMP SUPERSEAL 1.5 SERIES

English

Customer Manual (non U.S.)

English