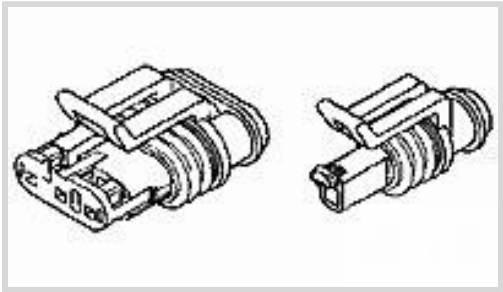




Connectors > Automotive Connectors > Automotive Housings > AMP SUPERSEAL 1.5MM, CONNECTOR HOUSING



Number of Positions: 2

Connector & Housing Type: **Housing for Female Terminals**

Mating Tab Width: 1.5 mm [.059 in]

Connector System: **Wire-to-Wire**

Centerline (Pitch): 6 mm [.236 in]

All AMP SUPERSEAL 1.5MM, CONNECTOR HOUSING (19)

Features

Product Type Features

| | |
|-----------------------------------|------------------------------|
| Mixed & Hybrid Connector | No |
| Connector Shape | Rectangular |
| Connector & Housing Type | Housing for Female Terminals |
| Connector System | Wire-to-Wire |
| Sealable | Yes |
| Primary Locking Feature | Integrated in Housing |
| Connector & Contact Terminates To | Wire & Cable |

Configuration Features

| | |
|---------------------|---|
| Number of Positions | 2 |
| Number of Rows | 1 |

Electrical Characteristics

| | |
|-------------------|--------|
| Operating Voltage | 24 VDC |
|-------------------|--------|

Body Features

| | |
|-------------------------|---------|
| Cable Exit Angle | 180° |
| Primary Product Color | Gray |
| Connector & Keying Code | Neutral |



Contact Features

| | |
|------------------------------|-----------------|
| Contact Size | 1.5mm |
| Contact Type | Receptacle |
| Mating Tab Width | 1.5 mm[.059 in] |
| Contact Current Rating (Max) | 14 A |

Mechanical Attachment

| | |
|-----------------------------|----------------------------|
| Strain Relief | Without |
| Terminal Position Assurance | No |
| Mating Alignment Type | Polarizing Rib |
| Mating Alignment | With |
| Connector Mounting Type | Cable Mount (Free-Hanging) |

Housing Features

| | |
|--------------------|---------------|
| Housing Material | PA 66 GF |
| Centerline (Pitch) | 6 mm[.236 in] |

Dimensions

| | |
|------------------|-------------------|
| Product Width | 17.1 mm[.673 in] |
| Product Length | 32.2 mm[1.268 in] |
| Connector Height | 9.3 mm[.366 in] |

Usage Conditions

| | |
|-----------------------------|----------------------------|
| Operating Temperature (Max) | 125 °C[257 °F] |
| Operating Temperature Range | -40 – 125 °C[-40 – 257 °F] |

Operation/Application

| | |
|---------------------|--------|
| Circuit Application | Signal |
|---------------------|--------|

Industry Standards

| | |
|-----------|--------------------|
| IP Rating | IP67, IPX6K, IPX9K |
|-----------|--------------------|

Packaging Features

| | |
|--------------------|-----|
| Packaging Quantity | 800 |
| Packaging Method | Bag |

Other

| | |
|--------------------------------------|-----|
| Serviceable | Yes |
| Connector Position Assurance Capable | No |



Product Compliance


For compliance documentation, visit the product page on TE.com>

| | |
|---|---|
| EU RoHS Directive 2011/65/EU | Compliant |
| EU ELV Directive 2000/53/EC | Compliant |
| China RoHS 2 Directive MIIT Order No 32, 2016 | No Restricted Materials Above Threshold |
| EU REACH Regulation (EC) No. 1907/2006 | Current ECHA Candidate List: JAN 2025 (247) Candidate List Declared Against: JAN 2025 (247) Does not contain REACH SVHC |
| Halogen Content | BFR/CFR/PVC Free, but Br/Cl >900 ppm in other sources. |
| Solder Process Capability | Not applicable for solder process capability |

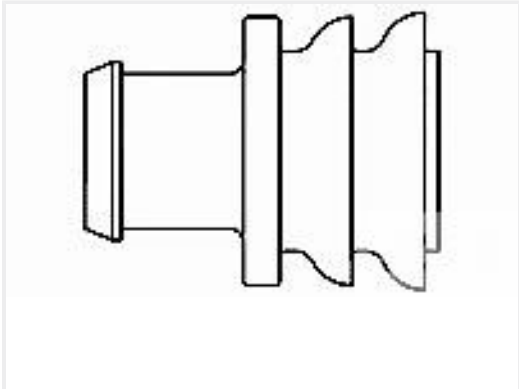
Product Compliance Disclaimer

This information is provided based on reasonable inquiry of our suppliers and represents our current actual knowledge based on the information they provided. This information is subject to change. The part numbers that TE has identified as EU RoHS compliant have a maximum concentration of 0.1% by weight in homogenous materials for lead, hexavalent chromium, mercury, PBB, PBDE, DBP, BBP, DEHP, DIBP, and 0.01% for cadmium, or qualify for an exemption to these limits as defined in the Annexes of Directive 2011/65/EU (RoHS2). Finished electrical and electronic equipment products will be CE marked as required by Directive 2011/65/EU. Components may not be CE marked. Additionally, the part numbers that TE has identified as EU ELV compliant have a maximum concentration of 0.1% by weight in homogenous materials for lead, hexavalent chromium, and mercury, and 0.01% for cadmium, or qualify for an exemption to these limits as defined in the Annexes of Directive 2000/53/EC (ELV). Regarding the REACH Regulation, the information TE provides on SVHC in articles for this part number is based on the latest European Chemicals Agency (ECHA) ‘Guidance on requirements for substances in articles’ posted at this URL: <https://echa.europa.eu/guidance-documents/guidance-on-reach>


Compatible Parts




TE Part # 2325593-2
REC CONN CVR,2POS,MINI MIC



TE Part # 281934-3
SINGLE WIRE SEAL




TE Part # CAT-AM71-T273
AMP SUPERSEAL 1.5MM, RECEPTACLE AND TAB



TE Part # 9-1579007-1
EXTRACTION TOOL

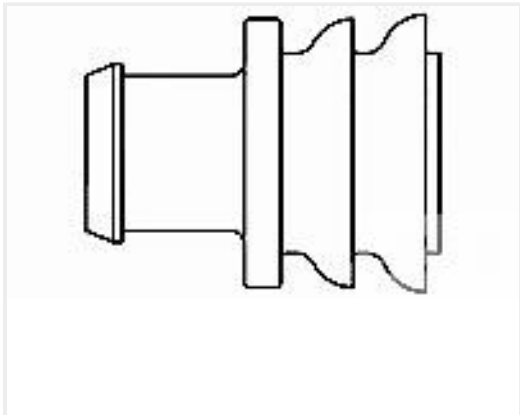




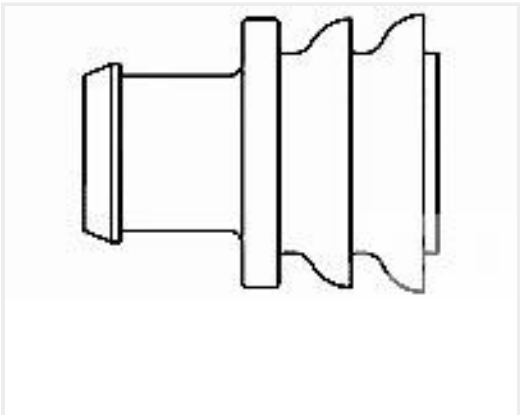
TE Part # 2452133-1
EXTRACTION TOOL



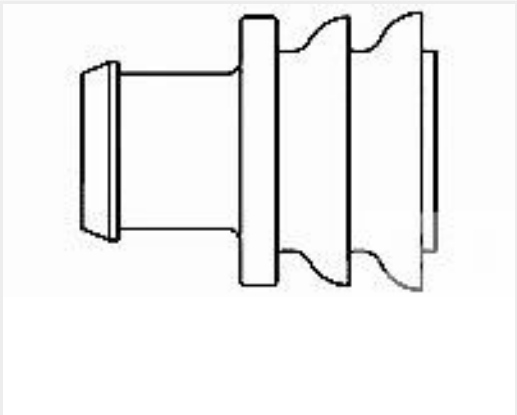
TE Part # CAT-AM71-CH8172
AMP SUPERSEAL 1.5MM,
CONNECTOR HOUSING



TE Part # 281934-2
SINGLE WIRE SEAL




TE Part # 282081-1
RUBBER PLUG




TE Part # 281934-4
SINGLE WIRE SEAL


Also in the Series | AMP Superseal 1.5mm Series




Automotive Connector Caps & Covers
(1)



Automotive Housings(23)



Automotive Terminals(16)



Connector Seals & Cavity Plugs(6)



Insertion & Extraction Tools(3)



Other Automotive Connector
Accessories(1)

Customers Also Bought



TE Part #1-1718491-4
1.5/2.8MM TAB HSG 25 POS ASSY



TE Part #TAD14745101-001
M12D4-MS-MS-PUR TYPE C GREEN-
0.5M



TE Part #2325593-2
REC CONN CVR,2POS,MINI MIC



TE Part #962934-1
MPT REC 9.5 Contact SWS Sn



TE Part #1813712-9
81P ECU KIT



TE Part #1-2500035-1
SRC Male Conduit Cover



TE Part #2177472-1
73POS, MIXED, REC HSG, ASSY, BK



TE Part #2066021-1
040 MLC PLUG HSG 20P NATURAL



TE Part #CAT-AM71-CH8172
AMP SUPERSEAL 1.5MM,
CONNECTOR HOUSING

Documents

Product Drawings

AMP SUPERSEAL 1.5 SERIES 2P PL

English

CAD Files

3D PDF

3D

Customer View Model

ENG_CVM_CVM_282080-2_D.2d_dxf.zip

English

Customer View Model

ENG_CVM_CVM_282080-2_D.3d_igs.zip

English

Customer View Model

ENG_CVM_CVM_282080-2_D.3d_stp.zip

English

By downloading the CAD file I accept and agree to the [Terms and Conditions](#) of use.

Datasheets & Catalog Pages

AMP SUPERSEAL 1.5mm Connector System

English

ICT Terminals and Connectors Catalogue

English

Product Specifications

Product Specification

English



Instruction Sheets

AMP SUPERSEAL 1.5 SERIES

English

Customer Manual (non U.S.)

English