



Connectors > Automotive Connectors > Automotive Housings > Timer Connector Housing



Number of Positions: 2

Connector & Housing Type: **Housing for Female Terminals**

Mating Tab Width: **2.8 mm [.11 in]**

Connector System: **Wire-to-Wire**

Centerline (Pitch): **5 mm [.196 in]**

[All Timer Connector Housing \(437\)](#)

Features

Product Type Features

Mixed & Hybrid Connector	No
Connector Shape	Rectangular
Connector & Housing Type	Housing for Female Terminals
Connector System	Wire-to-Wire
Sealable	Yes
Primary Locking Feature	On the Terminal
Connector & Contact Terminates To	Wire & Cable

Configuration Features

Number of Positions	2
Number of Rows	1

Electrical Characteristics

Operating Voltage	24 VDC
Nominal Voltage Architecture	20 V

Body Features

Cable Exit Angle	180°
Primary Product Color	Green
Connector & Keying Code	Neutral



Contact Features

Contact Size	2.8mm
Contact Type	Receptacle
Mating Tab Width	2.8 mm[.11 in]
Contact Current Rating (Max)	20 A

Mechanical Attachment

Strain Relief	Without
Terminal Position Assurance	Yes
Mating Alignment Type	Polarizing Slot
Mating Alignment	With
Connector Mounting Type	Cable Mount (Free-Hanging)

Housing Features

Housing Material	PA 6.6
Centerline (Pitch)	5 mm[.196 in]

Dimensions

Product Width	23.8 mm[.937 in]
Product Length	37.5 mm[1.476 in]
Connector Height	22 mm[.866 in]

Usage Conditions

Operating Temperature (Max)	125 °C[257 °F]
Operating Temperature Range	-30 – 125 °C[-22 – 257 °F]

Operation/Application

Circuit Application	Power
---------------------	-------

Packaging Features

Packaging Quantity	600
Packaging Method	Bag

Other

Serviceable	No
Connector Position Assurance Capable	No

Product Compliance

For compliance documentation, visit the product page on TE.com>




EU RoHS Directive 2011/65/EU	Compliant
EU ELV Directive 2000/53/EC	Compliant
China RoHS 2 Directive MIIT Order No 32, 2016	No Restricted Materials Above Threshold
EU REACH Regulation (EC) No. 1907/2006	Current ECHA Candidate List: JAN 2025 (247) Candidate List Declared Against: JAN 2025 (247) Does not contain REACH SVHC
Halogen Content	BFR/CFR/PVC Free, but Br/Cl >900 ppm in other sources.
Solder Process Capability	Not applicable for solder process capability


Product Compliance Disclaimer

This information is provided based on reasonable inquiry of our suppliers and represents our current actual knowledge based on the information they provided. This information is subject to change. The part numbers that TE has identified as EU RoHS compliant have a maximum concentration of 0.1% by weight in homogenous materials for lead, hexavalent chromium, mercury, PBB, PBDE, DBP, BBP, DEHP, DIBP, and 0.01% for cadmium, or qualify for an exemption to these limits as defined in the Annexes of Directive 2011/65/EU (RoHS2). Finished electrical and electronic equipment products will be CE marked as required by Directive 2011/65/EU. Components may not be CE marked. Additionally, the part numbers that TE has identified as EU ELV compliant have a maximum concentration of 0.1% by weight in homogenous materials for lead, hexavalent chromium, and mercury, and 0.01% for cadmium, or qualify for an exemption to these limits as defined in the Annexes of Directive 2000/53/EC (ELV). Regarding the REACH Regulation, the information TE provides on SVHC in articles for this part number is based on the latest European Chemicals Agency (ECHA) ‘Guidance on requirements for substances in articles’ posted at this URL: <https://echa.europa.eu/guidance-documents/guidance-on-reach>

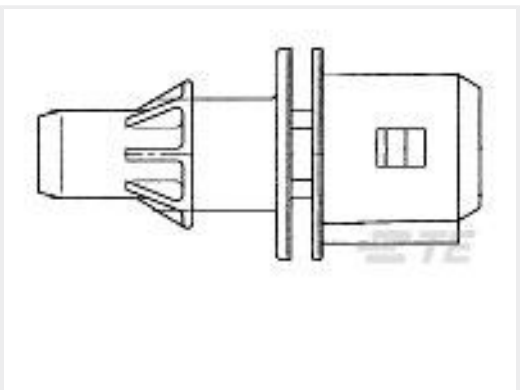
Compatible Parts




TE Part # CAT-T4827-T273
TIMER, RECEPTACLE AND TAB




TE Part # 828906-2
BLINDSTOPFEN 1,5SYS



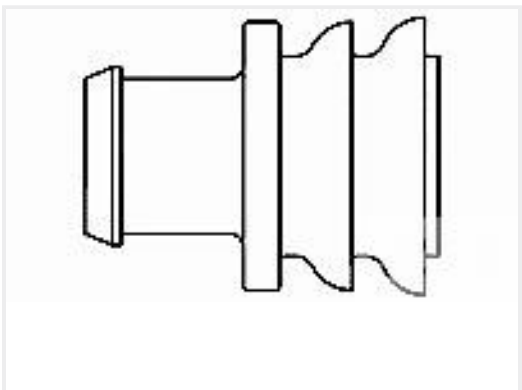
TE Part # 106462-1
2P.FASTIN-ON HSG.




TE Part # 828904-1
SINGLE WIRE SEAL FOR J.P.T.CON



TE Part # 828906-1
CAVITY PLUG (5MM HOLE)



TE Part # 282536-1
S.WAY SEAL F.JPT CONTACT 2.5MM



TE Part # 828905-1
SINGLE-WIRE-SEAL(5MM HOLE)

Also in the Series | Junior Power Timer



Automotive Connector Caps & Covers
(12)



Automotive Connector Locks &
Position Assurance(15)



Automotive Housings(188)




Automotive Terminals(110)



Busbars & Terminals(1)



Connector Seals & Cavity Plugs(36)



Module Components(1)




Other Automotive Connector
Accessories(1)




Special Purpose Terminals(2)

Also in the Series | Timer Connector System




Automotive Connector Caps & Covers
(12)




Automotive Connector Locks &
Position Assurance(15)




Automotive Housings(188)



Automotive Terminals(110)



Crimp Terminal Housings(13)



Other Automotive Connector
Accessories(1)




Quick Disconnects(4)




Rectangular Power Connectors(2)




Customers Also Bought




TE Part #HC5738
95MM2 POSBAT LEAD 1/4" UNC
THREAD




TE Part #1544966-1
8MM NG1+ TERMINAL




TE Part #1-2278597-1
JPT REC. HSG, 8POSN.




TE Part #CAT-AM705-CH8173
AMP Unsealed Connector Housing




TE Part #HC5936
BATTERY LEAD CONN. 70mm +VE




TE Part #3-967402-1
2.5MM PIN HOUSING, 2-4POS.,ASS



TE Part #2297816-1
SINGLE WIRE SEAL,HPF 1.2,RUBBER



TE Part #962835-1
FF 374 REC 1-2.5 MM2 PLAIN CUSN4



TE Part #1355528-2
MPQ 2.KONT-SICHNG8P

Documents

Product Drawings
SPLASH PROOF CONN. W.S.L.

English

CAD Files
3D PDF
3D
Customer View Model
ENG_CVM_CVM_282189-4_M_c-282189-4-m.2d_dxf.zip
English
Customer View Model
ENG_CVM_CVM_282189-4_M_c-282189-4-m.3d_igs.zip
English
Customer View Model
ENG_CVM_CVM_282189-4_M_c-282189-4-m.3d_stp.zip
English

By downloading the CAD file I accept and agree to the Terms and Conditions of use.



Product Specifications

Product Specification

English

Instruction Sheets

2-7 positions junior power timer splash proof connectors

English

Instruction Sheet (non U.S.)

English