

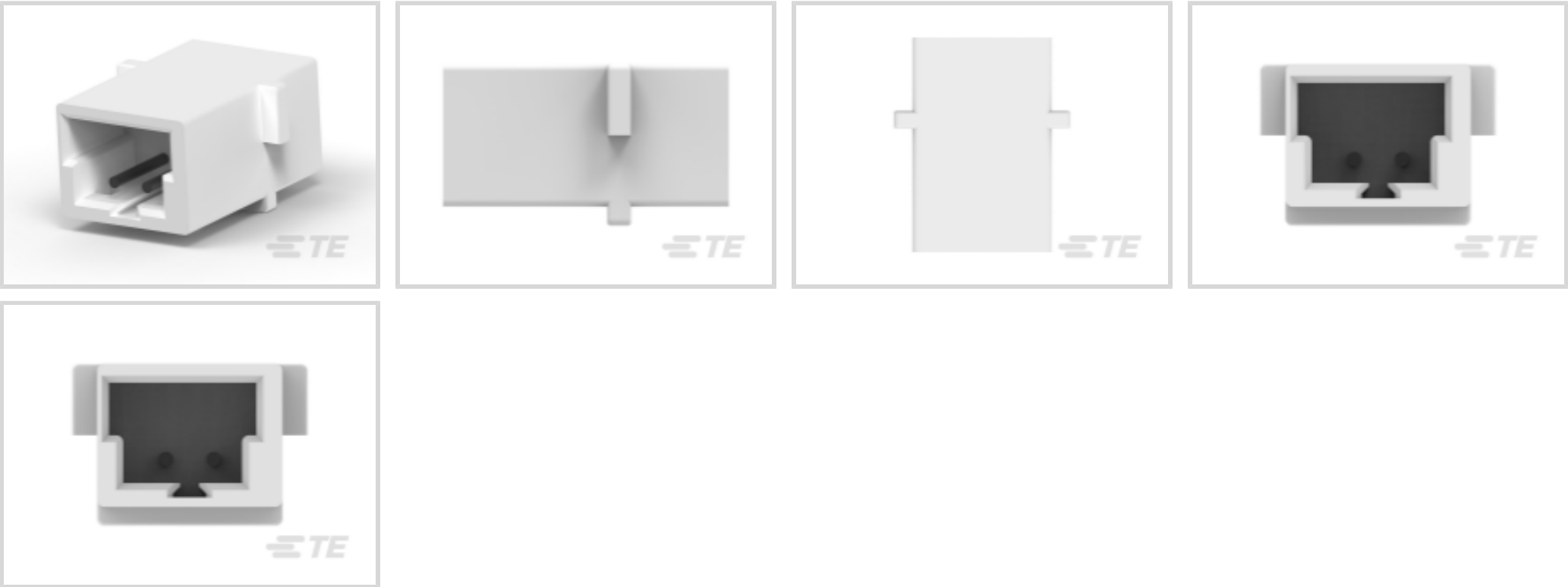


AMP CT

TE Internal #: 292156-2
Connector Assembly, Plug to Plug Relay Header, Wire-to-Board / Wire-to-Wire, 6 Position, 2 mm [.078 in] Centerline, 1 Row, White, Signal, AMP CT

[View on TE.com >](#)

Connectors > PCB Connectors > Wire-to-Board Connectors > Wire-to-Board Connector Assemblies & Housings



Connector Product Type: **Connector Assembly**
Connector & Housing Type: **Plug to Plug Relay Header**
Connector System: **Wire-to-Board, Wire-to-Wire**
Number of Positions: **6**
Centerline (Pitch): **2 mm [.078 in]**

Features

Product Type Features

Connector Product Type	Connector Assembly
Connector & Housing Type	Plug to Plug Relay Header
Connector System	Wire-to-Board, Wire-to-Wire
Sealable	No

Configuration Features

Number of Positions	6
Number of Rows	1

Electrical Characteristics

Operating Voltage	125 V
-------------------	-------

Body Features

Primary Product Color	White
-----------------------	-------

Contact Features

Contact Retention Within Housing	Without
----------------------------------	---------



Contact Base Material	Brass
Contact Type	Pin
Contact Current Rating (Max)	2 A

Mechanical Attachment

Strain Relief	Without
Panel Mount Feature	Without
Mating Retention	Without
Connector Mounting Type	Cable Mount (Free-Hanging)

Housing Features

Housing Material	Nylon 66
Centerline (Pitch)	2 mm[.078 in]

Dimensions

Panel Thickness (Recommended)	.81 – 1.6 mm[.032 – .063 in]
Connector Height	12 mm[.472 in]
Connector Length	7.8 mm[.307 in]

Usage Conditions

Operating Temperature Range	-40 – 105 °C[-40 – 221 °F]
-----------------------------	----------------------------

Operation/Application

Circuit Application	Signal
---------------------	--------

Industry Standards

Compatible With Agency/Standards Products	CSA, UL
UL Flammability Rating	UL 94V-0
Compatible With Approved Standards Products	UL

Packaging Features

Packaging Method	Bag & Box
Packaging Quantity	800

Product Compliance

For compliance documentation, visit the product page on TE.com>

EU RoHS Directive 2011/65/EU	Compliant
EU ELV Directive 2000/53/EC	Compliant
China RoHS 2 Directive MIIT Order No 32, 2016	No Restricted Materials Above Threshold



EU REACH Regulation (EC) No. 1907/2006

Current ECHA Candidate List: JAN 2025 (247)
Candidate List Declared Against: JAN 2025 (247)
SVHC > Threshold:
Melamine (3% in 23796019081)

Article Safe Usage Statements:
Wash thoroughly after handling. Do not handle until all safety precautions have been read and understood. Recycle if possible and dispose of the article by following all applicable governmental regulations relevant to your geographic location.

Halogen Content

Low Halogen - Br, Cl, F, I < 900 ppm per homogenous material. Also BFR/CFR/PVC Free

Solder Process Capability

Not applicable for solder process capability

Product Compliance Disclaimer

This information is provided based on reasonable inquiry of our suppliers and represents our current actual knowledge based on the information they provided. This information is subject to change. The part numbers that TE has identified as EU RoHS compliant have a maximum concentration of 0.1% by weight in homogenous materials for lead, hexavalent chromium, mercury, PBB, PBDE, DBP, BBP, DEHP, DIBP, and 0.01% for cadmium, or qualify for an exemption to these limits as defined in the Annexes of Directive 2011/65/EU (RoHS2). Finished electrical and electronic equipment products will be CE marked as required by Directive 2011/65/EU. Components may not be CE marked. Additionally, the part numbers that TE has identified as EU ELV compliant have a maximum concentration of 0.1% by weight in homogenous materials for lead, hexavalent chromium, and mercury, and 0.01% for cadmium, or qualify for an exemption to these limits as defined in the Annexes of Directive 2000/53/EC (ELV). Regarding the REACH Regulation, the information TE provides on SVHC in articles for this part number is based on the latest European Chemicals Agency (ECHA) ‘Guidance on requirements for substances in articles’ posted at this URL: <https://echa.europa.eu/guidance-documents/guidance-on-reach>

Compatible Parts

TE Part # CAT-AM7017-C7671
Common Termination Contacts — POWER TRIPLE LOCK

TE Part # CAT-AM7017-H8172
AMP COMMON TERMINATION HOUSINGS

TE Part # 2405869-1
CT 2P 300MM CABLE ASSEMBLY 2-179228-2

Also in the Series | AMP CT

Connector Contacts(8)


Connector Hardware(46)

PCB Headers & Receptacles(756)

Rectangular Connector Housings(90)




[Rectangular Power Connectors\(924\)](#)



[Standard Rectangular Connectors\(176\)](#)



[Wire-to-Board Connector Assemblies & Housings\(79\)](#)



[Wire-to-Board Headers & Receptacles \(756\)](#)

Customers Also Bought



TE Part #2-353293-2
[1.5MM CT MT REC ASS'Y 2P BLACK](#)



TE Part #2-353293-5
[1.5MM CT MT REC ASS'Y 5P BLACK](#)



TE Part #2-353294-4
[AMP MINI D/R HDR HSG 24P NATU](#)



TE Part #3-353293-3
[1.5MM CT MT REC ASSY 13P BLACK](#)



TE Part #2-353294-6
[AMP MINI D/R HDR HSG 26P NATU](#)



TE Part #3-353293-8
[1.5MM CT MT REC ASSY 18P BLACK](#)



TE Part #2-353293-6
[1.5MM CT MT REC ASS'Y 6P BLACK](#)



TE Part #3-353293-7
[1.5MM CT MT REC ASSY 17P BLACK](#)



TE Part #292254-9
[CT RELAY HDR ASSY 9P NAT](#)



TE Part #3-353293-0
[1.5MM CT MT REC ASSY 10P BLACK](#)

Documents

Product Drawings

[CT RELAY HDR ASSY FREE HANGING](#)

English

CAD Files

[3D PDF](#)

3D

Customer View Model

[ENG_CVM_CVM_292156-2_A.2d_dxf.zip](#)



English

Customer View Model

[ENG_CVM_CVM_292156-2_A.3d_igs.zip](#)

English

Customer View Model

[ENG_CVM_CVM_292156-2_A.3d_stp.zip](#)

English

By downloading the CAD file I accept and agree to the [Terms and Conditions](#) of use.

Product Specifications

Product Specification

English

[AMP COMMON TERMINATION \(CT\), CONNECTOR, 2mm PITCH, M/T TYPE, LEAD FREE VERSION](#)

Japanese

Product Specification

Japanese