




AMP CT

TE Internal #: 292156-4
Connector Assembly, Plug to Plug Relay Header, Wire-to-Board / Wire-to-Wire, 3 Position, 2 mm [.078 in] Centerline, 1 Row, White, Signal, AMP CT

[View on TE.com >](#)

Connectors > PCB Connectors > Wire-to-Board Connectors > Wire-to-Board Connector Assemblies & Housings >
CT Relay Header Assembly: Free Hanging



Connector Product Type: **Connector Assembly**
Connector & Housing Type: **Plug to Plug Relay Header**
Connector System: **Wire-to-Board, Wire-to-Wire**
Number of Positions: **3**
Centerline (Pitch): **2 mm [.078 in]**

[All CT Relay Header Assembly: Free Hanging \(17\)](#)

Features

Product Type Features

| | |
|--------------------------|-----------------------------|
| Connector Product Type | Connector Assembly |
| Connector & Housing Type | Plug to Plug Relay Header |
| Connector System | Wire-to-Board, Wire-to-Wire |
| Sealable | No |

Configuration Features

| | |
|---------------------|---|
| Number of Positions | 3 |
| Number of Rows | 1 |

Electrical Characteristics

| | |
|-------------------|-------|
| Operating Voltage | 125 V |
|-------------------|-------|

Body Features

| | |
|-----------------------|-------|
| Primary Product Color | White |
|-----------------------|-------|



Contact Features

| | |
|----------------------------------|---------|
| Contact Retention Within Housing | Without |
| Contact Base Material | Brass |
| Contact Type | Pin |
| Contact Current Rating (Max) | 2 A |

Mechanical Attachment

| | |
|-------------------------|----------------------------|
| Strain Relief | Without |
| Panel Mount Feature | Without |
| Mating Retention | Without |
| Connector Mounting Type | Cable Mount (Free-Hanging) |

Housing Features

| | |
|--------------------|----------------|
| Housing Material | Nylon 66 |
| Centerline (Pitch) | 2 mm [.078 in] |

Dimensions

| | |
|-------------------------------|-------------------------------|
| Panel Thickness (Recommended) | .81 – 1.6 mm [.032 – .063 in] |
| Connector Height | 12 mm [.472 in] |
| Connector Length | 11.8 mm [.464 in] |

Usage Conditions

| | |
|-----------------------------|-----------------------------|
| Operating Temperature Range | -40 – 105 °C [-40 – 221 °F] |
|-----------------------------|-----------------------------|

Operation/Application

| | |
|---------------------|--------|
| Circuit Application | Signal |
|---------------------|--------|

Industry Standards

| | |
|---|----------|
| Compatible With Agency/Standards Products | CSA, UL |
| UL Flammability Rating | UL 94V-0 |
| Compatible With Approved Standards Products | UL |

Packaging Features

| | |
|--------------------|-----------|
| Packaging Method | Bag & Box |
| Packaging Quantity | 600 |

Product Compliance

For compliance documentation, visit the product page on TE.com>

| | |
|------------------------------|-----------|
| EU RoHS Directive 2011/65/EU | Compliant |
|------------------------------|-----------|




| | |
|---|---|
| EU ELV Directive 2000/53/EC | Compliant |
| China RoHS 2 Directive MIIT Order No 32, 2016 | No Restricted Materials Above Threshold |
| EU REACH Regulation (EC) No. 1907/2006 | Current ECHA Candidate List: JAN 2025 (247) Candidate List Declared Against: JAN 2025 (247) SVHC > Threshold: Melamine (3% in 23796019081) Article Safe Usage Statements: Wash thoroughly after handling. Do not handle until all safety precautions have been read and understood. Recycle if possible and dispose of the article by following all applicable governmental regulations relevant to your geographic location. |
| Halogen Content | Low Bromine/Chlorine - Br and Cl < 900 ppm per homogenous material. Also BFR /CFR/PVC Free |
| Solder Process Capability | Not applicable for solder process capability |


Product Compliance Disclaimer

This information is provided based on reasonable inquiry of our suppliers and represents our current actual knowledge based on the information they provided. This information is subject to change. The part numbers that TE has identified as EU RoHS compliant have a maximum concentration of 0.1% by weight in homogenous materials for lead, hexavalent chromium, mercury, PBB, PBDE, DBP, BBP, DEHP, DIBP, and 0.01% for cadmium, or qualify for an exemption to these limits as defined in the Annexes of Directive 2011/65/EU (RoHS2). Finished electrical and electronic equipment products will be CE marked as required by Directive 2011/65/EU. Components may not be CE marked. Additionally, the part numbers that TE has identified as EU ELV compliant have a maximum concentration of 0.1% by weight in homogenous materials for lead, hexavalent chromium, and mercury, and 0.01% for cadmium, or qualify for an exemption to these limits as defined in the Annexes of Directive 2000/53/EC (ELV). Regarding the REACH Regulation, the information TE provides on SVHC in articles for this part number is based on the latest European Chemicals Agency (ECHA) 'Guidance on requirements for substances in articles' posted at this URL: <https://echa.europa.eu/guidance-documents/guidance-on-reach>


Compatible Parts



TE Part # CAT-AM7017-C7671
Common Termination Contacts —
POWER TRIPLE LOCK



TE Part # 2405869-4
CT 4P 300MM CABLE ASSEMBLY 2-
179228-4



TE Part # CAT-AM7017-H8172
AMP COMMON TERMINATION
HOUSINGS


Also in the Series | AMP CT



Connector Contacts(8)



Connector Hardware(46)



PCB Headers & Receptacles(756)



Rectangular Connector Housings(90)




Rectangular Power Connectors(924)



Standard Rectangular Connectors(176)



Wire-to-Board Connector Assemblies & Housings(79)



Wire-to-Board Headers & Receptacles (756)

Customers Also Bought



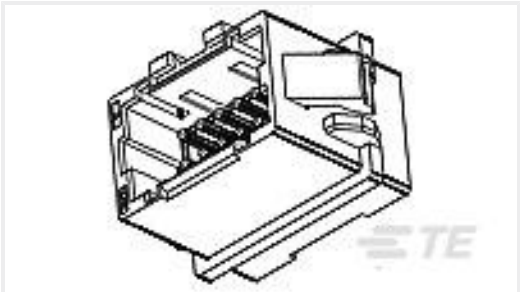
TE Part #2-353293-9
1.5MM CT MT REC ASS'Y 9P BLACK



TE Part #292254-9
CT RELAY HDR ASSY 9P NAT




TE Part #3-353293-0
1.5MM CT MT REC ASSY 10P BLACK



TE Part #4-292216-0
MINI CT D/R RELAY 40P V NAT



TE Part #3-353293-3
1.5MM CT MT REC ASSY 13P BLACK




TE Part #292215-8
MINI CT SGL RELAY 8P NAT




TE Part #292156-2
CT RELAY HDR ASSY FREE HANGING



TE Part #292215-4
MINI CT SGL RELAY 4P NAT



TE Part #1-292215-5
MINI CT SGL RELAY 15P NAT



TE Part #8-292112-2
MT REC ASSY (#26,28)

Documents



Product Drawings

CT RELAY HDR ASSY FREE HANGING

English

CAD Files

3D PDF

3D

Customer View Model

ENG_CVM_CVM_292156-4_A.2d_dxf.zip

English

Customer View Model

ENG_CVM_CVM_292156-4_A.3d_igs.zip

English

Customer View Model

ENG_CVM_CVM_292156-4_A.3d_stp.zip

English

By downloading the CAD file I accept and agree to the [Terms and Conditions](#) of use.

Product Specifications

Product Specification

English

AMP COMMON TERMINATION (CT), CONNECTOR, 2mm PITCH, M/T TYPE, LEAD FREE VERSION

Japanese

Product Specification

Japanese