




Connectors > PCB Connectors > PCB Headers & Receptacles > CT 2mm Post Header Asmbly: Box V DIP



PCB Connector Type: **PCB Mount Header**
PCB Mount Orientation: **Vertical**
Connector System: **Wire-to-Board**
Number of Positions: **8**
Number of Rows: **1**

[All CT 2mm Post Header Asmbly: Box V DIP \(81\)](#)

Features

Product Type Features

PCB Connector Type	PCB Mount Header
Connector System	Wire-to-Board
Header Type	Partially Shrouded
Sealable	No
Connector & Contact Terminates To	Printed Circuit Board
Connector Product Type	Connector Assembly

Configuration Features

PCB Mount Orientation	Vertical
Number of Positions	8
Number of Rows	1

Electrical Characteristics

Operating Voltage	125 VDC
-------------------	---------

Body Features

Primary Product Color	Natural
-----------------------	---------

Contact Features

Mating Pin Diameter	.6 mm[.024 in]
---------------------	----------------



Contact Mating Area Plating Material Thickness	1 μm[39.37 μin]
PCB Contact Termination Area Plating Material Thickness	1 μm[39.37 μin]
Contact Shape & Form	Round
Contact Layout	Inline
Contact Mating Area Length	4.2 mm[.165 in]
Contact Base Material	Brass
PCB Contact Termination Area Plating Material	Tin
Contact Mating Area Plating Material Finish	Matte
Contact Mating Area Plating Material	Tin (Sn)
Contact Type	Pin
Contact Current Rating (Max)	4 A

Termination Features

Termination Post & Tail Diameter	.6 mm[.024 in]
Termination Post & Tail Length	3.2 mm[.126 in]
Termination Method to PCB	Through Hole - Solder

Mechanical Attachment

Mating Retention Type	Detent Window
Mating Retention	Without
Mating Alignment Type	Polarization
PCB Mount Retention Type	Boardlock
PCB Mount Alignment Type	Locating Posts
PCB Mount Retention	With
PCB Mount Alignment	With
Connector Mounting Type	Board Mount
Mating Alignment	With

Housing Features

Housing Material	Nylon 66
Centerline (Pitch)	2 mm[.079 in]

Dimensions

Connector Width	5.8 mm[.228 in]
PCB Thickness (Recommended)	.8 mm[.031 – .063 in]
Connector Height	6.8 mm[.267 in]
Connector Length	17.8 mm[.701 in]



Usage Conditions

Operating Temperature Range	-40 – 105 °C[-40 – 221 °F]
-----------------------------	----------------------------

Operation/Application

Assembly Process Feature	Pick and Place Cover
Circuit Application	Power & Signal

Industry Standards

UL Flammability Rating	UL 94V-0
------------------------	----------

Packaging Features

Packaging Quantity	500
Packaging Method	Bag, Box

Product Compliance

For compliance documentation, visit the product page on [TE.com](#)>

EU RoHS Directive 2011/65/EU	Compliant
EU ELV Directive 2000/53/EC	Compliant
China RoHS 2 Directive MIIT Order No 32, 2016	No Restricted Materials Above Threshold
EU REACH Regulation (EC) No. 1907/2006	Current ECHA Candidate List: JAN 2025 (247) Candidate List Declared Against: JAN 2025 (247) Does not contain REACH SVHC
Halogen Content	Low Halogen - Br, Cl, F, I < 900 ppm per homogenous material. Also BFR/CFR/PVC Free
Solder Process Capability	Wave solder capable to 265°C

Product Compliance Disclaimer

This information is provided based on reasonable inquiry of our suppliers and represents our current actual knowledge based on the information they provided. This information is subject to change. The part numbers that TE has identified as EU RoHS compliant have a maximum concentration of 0.1% by weight in homogenous materials for lead, hexavalent chromium, mercury, PBB, PBDE, DBP, BBP, DEHP, DIBP, and 0.01% for cadmium, or qualify for an exemption to these limits as defined in the Annexes of Directive 2011/65/EU (RoHS2). Finished electrical and electronic equipment products will be CE marked as required by Directive 2011/65/EU. Components may not be CE marked. Additionally, the part numbers that TE has identified as EU ELV compliant have a maximum concentration of 0.1% by weight in homogenous materials for lead, hexavalent chromium, and mercury, and 0.01% for cadmium, or qualify for an exemption to these limits as defined in the Annexes of Directive 2000/53/EC (ELV). Regarding the REACH Regulation, the information TE provides on SVHC in articles for this part number is based on the latest European Chemicals Agency (ECHA) ‘Guidance on requirements for substances in articles’ posted at this URL: <https://echa.europa.eu/guidance-documents/guidance-on-reach>



Compatible Parts




TE Part # 353918-1
CT 1.5MM REC CONT CRIMP TYPE




TE Part # 173977-8
CT CONN MT REC ASSY 8P


Also in the Series | AMP CT




Connector Contacts(8)




Connector Hardware(46)




PCB Headers & Receptacles(756)




Rectangular Connector Housings(90)




Rectangular Power Connectors(924)



Standard Rectangular Connectors(176)




Wire-to-Board Connector Assemblies & Housings(79)




Wire-to-Board Headers & Receptacles (756)


Customers Also Bought




TE Part #292207-4
MINI CT SGL DIP V 4P NAT



TE Part #292173-4
CT BOX HDR H SMT 4P O/TAPE BLA



TE Part #4-292208-2
MINI CT D/R DIP 22P BLACK



TE Part #292228-8
1.5 MINI CT SGL H SMT W/O BOSS



TE Part #292207-8
MINI CT SGL DIP V 8P NAT



TE Part #1-292207-2
MINI CT SGL DIP V 12P NAT



TE Part #1-292207-0
MINI CT SGL DIP V 10P NAT



TE Part #CAT-3983178-PHBXVD
CT 2mm Post Header Asmbly: Box V
DIP



TE Part #292227-2
1.5 MINI CT SGL H SMT W BOSS 2

Documents

Product Drawings

CT P/HDR BOX V 8P POL NAT

English

CAD Files

3D PDF

English

Customer View Model

ENG_CVM_292251-8_B.3d_igs.zip

English

Customer View Model

ENG_CVM_292251-8_B.3d_stp.zip

English

Customer View Model

ENG_CVM_292251-8_B.2d_dxf.zip

English

By downloading the CAD file I accept and agree to the [Terms and Conditions](#) of use.

Product Specifications

Workmanship Specification

English