




TE Internal #: 292323-6

A, 2.0, Standard Profile, Receptacle, 2 Port, Top, Right Angle, Box & Tray / Tray, Flush, Through Hole - Solder, Cable-to-Board, USB Connectors

[View on TE.com >](#)

Connectors > Audio & Video Connectors > USB Connectors



USB Adapter Type: **A**

USB Version: **2.0**

Connector Profile: **Standard**

Connector & Housing Type: **Receptacle**

Number of Ports: **2**

Features

Product Type Features

Ground Feature Type	Ground Finger
Grounding Options	Panel Ground
USB Adapter Type	A
USB Version	2.0
Connector & Housing Type	Receptacle
Connector System	Cable-to-Board
Connector & Contact Terminates To	Printed Circuit Board
USB Connector Type	USB 2.0 Type-A

Configuration Features

Panel Ground Location	Between Ports
Number of Ports	2
Number of Positions	8

Body Features

Shell Plating Finish	Bright
----------------------	--------



Shell Plating Material	Tin
Connector Profile	Standard

Contact Features

Contact Mating Area Plating Material Thickness	.76 μm[29.92 μin]
Contact Mating Area Plating Material	Gold or Gold Flash over Palladium Nickel
Contact Current Rating (Max)	1 A

Termination Features

Termination Post & Tail Length	3.24 mm[.128 in]
Termination Method to PCB	Through Hole - Solder

Mechanical Attachment

Locking Feature	With
PCB Mount Location	Top
PCB Connector Seating	Flush
PCB Mount Retention Type	Boardlock
Connector Mounting Type	Board Mount

Housing Features

Housing Color	Black
Housing Material	Thermoplastic
Body Orientation	Right Angle
Centerline (Pitch)	2 mm, 2.5 mm[.078 in][.098 in]

Dimensions

PCB Thickness (Recommended)	1.57 mm[.062 in]
-----------------------------	------------------

Usage Conditions

Soldering Temperature (Max)	260 °C[500 °F]
Mating Cycles (Max)	1500
Operating Temperature Range	-55 – 85 °C[-67 – 185 °F]

Operation/Application

Circuit Application	Signal
---------------------	--------

Industry Standards

Industry Standard	USB 2.0
-------------------	---------

Packaging Features

--	--



Packaging Quantity	88
Packaging Method	Box & Tray, Tray

Product Compliance

For compliance documentation, visit the product page on TE.com>

EU RoHS Directive 2011/65/EU	Compliant
EU ELV Directive 2000/53/EC	Compliant
China RoHS 2 Directive MIIT Order No 32, 2016	No Restricted Materials Above Threshold
EU REACH Regulation (EC) No. 1907/2006	Current ECHA Candidate List: JAN 2025 (247) Candidate List Declared Against: JUNE 2024 (241) Does not contain REACH SVHC
Halogen Content	Not Low Halogen - contains Br or Cl > 900 ppm.
Solder Process Capability	Wave solder capable to 265°C


Product Compliance Disclaimer

This information is provided based on reasonable inquiry of our suppliers and represents our current actual knowledge based on the information they provided. This information is subject to change. The part numbers that TE has identified as EU RoHS compliant have a maximum concentration of 0.1% by weight in homogenous materials for lead, hexavalent chromium, mercury, PBB, PBDE, DBP, BBP, DEHP, DIBP, and 0.01% for cadmium, or qualify for an exemption to these limits as defined in the Annexes of Directive 2011/65/EU (RoHS2). Finished electrical and electronic equipment products will be CE marked as required by Directive 2011/65/EU. Components may not be CE marked. Additionally, the part numbers that TE has identified as EU ELV compliant have a maximum concentration of 0.1% by weight in homogenous materials for lead, hexavalent chromium, and mercury, and 0.01% for cadmium, or qualify for an exemption to these limits as defined in the Annexes of Directive 2000/53/EC (ELV). Regarding the REACH Regulation, the information TE provides on SVHC in articles for this part number is based on the latest European Chemicals Agency (ECHA) 'Guidance on requirements for substances in articles' posted at this URL: <https://echa.europa.eu/guidance-documents/guidance-on-reach>


Compatible Parts

 <p>TE Part # 1487593-1 USB, A-BLUNT,28/24,WHT,2.0M</p>	 <p>TE Part # 1-1734028-1 Std USB, Type A, Plug, Natural</p>	 <p>TE Part # 1487600-1 USB, A-BLUNT,28/26,BLK,1.0M</p>	 <p>TE Part # 1734028-1 Std USB Type A, Plug, Natural</p>
--	--	--	--

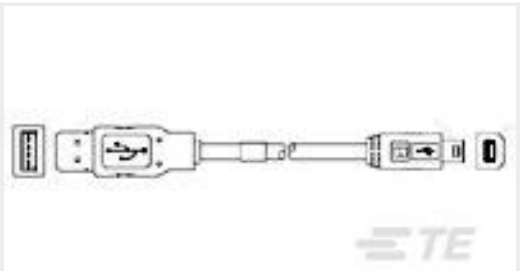





TE Part # 1-1734028-3
Std USB, Type A, Plug




TE Part # 1-2199298-2
8P,DIP SKT,300 CL,LDR,PB FREE



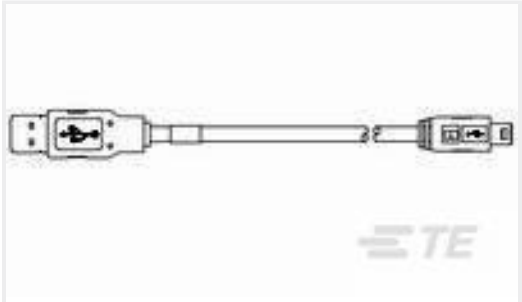
TE Part # 1496476-1
STD USB-A TO MINI-B ASSY, 1M



TE Part # 1487599-1
USB, A-BLUNT,28/28,BLK,0.83M




TE Part # 1827525-1
MECHATROLINK II CONNECTOR KIT




TE Part # 1929690-1
USB CABLE, USB A to Mini USB,Blue


Customers Also Bought




TE Part #1903815-1
INDUSTRIAL USB REC ASSY R/A 2ROW




TE Part #292207-3
MINI CT SGL DIP V 3P NAT




TE Part #2-2176421-6
TLRP 2512 2.0W R047 1% 25PPM 4K RL




TE Part #292207-9
MINI CT SGL DIP V 9P NAT




TE Part #2-2176421-7
TLRP 2512 2.0W R050 1% 25PPM 4K RL



TE Part #1-292207-3
MINI CT SGL DIP V 13P NAT



TE Part #6-2176605-8
RLC73PD 3A R28 1% 2K RL



TE Part #5787617-4
RECP ASSY, R/A, STACKED, THRU-HOLE, USB,

Documents

Product Drawings
REC ASSY RIGHT ANGLE STACKED THRUHOLE US
English

CAD Files
3D PDF
3D
Customer View Model
ENG_CVM_CVM_292323-6_D.2d_dxf.zip



English

Customer View Model

[ENG_CVM_CVM_292323-6_D.3d_igs.zip](#)

English

Customer View Model

[ENG_CVM_CVM_292323-6_D.3d_stp.zip](#)

English

By downloading the CAD file I accept and agree to the [Terms and Conditions](#) of use.

Product Specifications

Application Specification

English