

V23101D 106A201

✓ ACTIVE

Axicom | Axicom W11 Relay V23101

TE Internal #: 3-1393779-2

Reed Relay, DC, Monostable, 2 Form C DPDT-CO, 2 A Contact


Rating, 12 VAC Coil Voltage, 12 VDC Coil Voltage, Axicom W11

Relay V23101

[View on TE.com >](#)



Relays & Contactors > Electromechanical Relays



Relay & Contactor Type: **Reed Relay**

Current Type: **DC**

Coil Magnetic System: **Monostable**

Contact Arrangement: **2 Form C DPDT-CO**

Contact Current Rating: **2 A**

Features

Product Type Features

Relay & Contactor Type	Reed Relay
------------------------	------------

Configuration Features

Relay Options	Power Switching
Contact Number of Poles	1
Contact Arrangement	2 Form C DPDT-CO

Electrical Characteristics

Contact Limiting Short-Time Current	1.25 A
Contact Limiting Making Current	1.25 A
Contact Limiting Continuous Current	1.25 A
Contact Limiting Breaking Current	1.25 A
Insulation Initial Dielectric Between Open Contacts	750 Vrms
Contact Switching Voltage (Max)	125 VAC
Contact Switching Load (Min)	10mA @ .02V
Coil Resistance	320 Ω
Insulation Initial Resistance	1000000 MΩ
Contact Current Rating	2 A
Coil Voltage Rating	12 VDC
Contact Voltage Rating	120 VDC



Coil Power Rating DC	.203 W
----------------------	--------

Insulation Initial Dielectric Between Contacts & Coil	1000 Vrms
---	-----------

Body Features

Product Weight	4 g[.141 oz]
----------------	--------------

Enclosure Type	Flux Resistant Automatic Solder Capable & Washable
----------------	--

Contact Features

Contact Plating Material	Gold
--------------------------	------

Contact Material	Silver Palladium (AgPd) Alloy
------------------	-------------------------------

Termination Features

Main Termination & Connection Type	Solder Pins
------------------------------------	-------------

Coil Termination & Connection Type	Solder Pins
------------------------------------	-------------

Mechanical Attachment

Product Mount Type	Board Mount
--------------------	-------------

Dimensions

Product Width	10 mm[.393 in]
---------------	----------------

Product Length	15.4 mm[.606 in]
----------------	------------------

Product Height	11.5 mm[.452 in]
----------------	------------------

Usage Conditions

Operating Temperature Range	-40 – 85 °C
-----------------------------	-------------

Environmental Category of Protection	RTIII
--------------------------------------	-------

Environmental Ambient Temperature (Max)	85 °C[85 °F]
---	--------------

Operation/Application

Solder Process	Wave Solder Capable
----------------	---------------------

Performance Type	Sensitive
------------------	-----------

Current Type	DC
--------------	----

Coil Magnetic System	Monostable
----------------------	------------

Packaging Features

Packaging Method	Box & Tube, Tube
------------------	------------------

Other

Coil Power Rating Class	.4 – .5 W
-------------------------	-----------

Contact Current Class	0 – 2 A
-----------------------	---------



Environmental Ambient Temperature Class	70 – 85 °C
Height Class (Mechanical)	11 – 12 mm
Length Class (Mechanical)	14 – 16 mm
Width Class (Mechanical)	10 – 12 mm

Product Compliance

For compliance documentation, visit the product page on TE.com>

EU RoHS Directive 2011/65/EU	Compliant
EU ELV Directive 2000/53/EC	Compliant
China RoHS 2 Directive MIIT Order No 32, 2016	No Restricted Materials Above Threshold
EU REACH Regulation (EC) No. 1907/2006	Current ECHA Candidate List: JAN 2025 (247) Candidate List Declared Against: JAN 2025 (247) Does not contain REACH SVHC
Halogen Content	Low Halogen - Br, Cl, F, I < 900 ppm per homogenous material. Also BFR/CFR/PVC Free
Solder Process Capability	Wave solder capable to 265°C

Product Compliance Disclaimer

This information is provided based on reasonable inquiry of our suppliers and represents our current actual knowledge based on the information they provided. This information is subject to change. The part numbers that TE has identified as EU RoHS compliant have a maximum concentration of 0.1% by weight in homogenous materials for lead, hexavalent chromium, mercury, PBB, PBDE, DBP, BBP, DEHP, DIBP, and 0.01% for cadmium, or qualify for an exemption to these limits as defined in the Annexes of Directive 2011/65/EU (RoHS2). Finished electrical and electronic equipment products will be CE marked as required by Directive 2011/65/EU. Components may not be CE marked. Additionally, the part numbers that TE has identified as EU ELV compliant have a maximum concentration of 0.1% by weight in homogenous materials for lead, hexavalent chromium, and mercury, and 0.01% for cadmium, or qualify for an exemption to these limits as defined in the Annexes of Directive 2000/53/EC (ELV). Regarding the REACH Regulation, the information TE provides on SVHC in articles for this part number is based on the latest European Chemicals Agency (ECHA) ‘Guidance on requirements for substances in articles’ posted at this URL: <https://echa.europa.eu/guidance-documents/guidance-on-reach>

Compatible Parts





Also in the Series | Axicom W11 Relay V23101




DC Relays(25)



Electromechanical Relays(25)

Customers Also Bought



TE Part #1393236-1
V23092A1005A201=SNR



TE Part #5-1393302-2
V23134A0053G243-EV-CBOX



TE Part #6-1623930-6
CFR25 5% 2K2



TE Part #3-1879223-3
CPF 0603 511R 0.1% 25PPM 1K RL



TE Part #2-1393302-3
V23134A0052G243-EV-CBOX




TE Part #7-2176091-4
RP 2A 0.25W 348R 0.1% 25PPM 1K RL



TE Part #1622389-1
LR1 1% 22K



TE Part #5-1393240-6
RT334730



TE Part #1-1879663-2
H8 140R 0.1% 15PPM



TE Part #1-1393277-8
V23076A3022C132

Documents

- CAD Files
- Customer View Model
- ENG_CVM_CVM_3-1393779-2_B1.3d_igs.zip
- English
- Customer View Model
- ENG_CVM_CVM_3-1393779-2_B1.3d_stp.zip
- English



Customer View Model

[ENG_CVM_CVM_3-1393779-2_B1.2d_dxf.zip](#)

English

[3D PDF](#)

3D

By downloading the CAD file I accept and agree to the [Terms and Conditions](#) of use.

Product Specifications

[Product Specification](#)

English

[Definitions General Purpose Relays](#)

English