



Relays & Contactors > Electromechanical Relays



Relay & Contactor Type: **General Purpose Power Relay**

Current Type: **AC**

Coil Magnetic System: **Monostable**

Contact Arrangement: **2 Form C DPDT-CO**

Contact Current Rating: **8 A**

Features

Product Type Features

Relay & Contactor Type	General Purpose Power Relay
------------------------	-----------------------------

Configuration Features

Contact Number of Poles	2
Contact Arrangement	2 Form C DPDT-CO

Electrical Characteristics

Contact Limiting Short-Time Current	8 A
Contact Limiting Making Current	15 A
Contact Limiting Continuous Current	8 A
Contact Limiting Breaking Current	8 A
Insulation Initial Dielectric Between Open Contacts	1000 Vrms
Insulation Initial Dielectric Between Adjacent Contacts	2500 Vrms
Contact Switching Voltage (Max)	400 VAC
Coil Resistance	32500 Ω
Coil Power Rating AC	.74 VA
Contact Current Rating	8 A
Coil Voltage Rating	230 VAC
Contact Voltage Rating	240 VAC



Insulation Initial Dielectric Between Contacts & Coil	5000 Vrms
---	-----------

Body Features

Product Weight	54 g[1.905 oz]
Enclosure Type	Dust Protected

Contact Features

Contact Plating Material	Gold
Contact Material	AgNi90/10

Termination Features

Main Termination & Connection Type	Screw Terminals
Coil Termination & Connection Type	Screw Terminals

Mechanical Attachment

Product Mount Type	DIN Rail
--------------------	----------

Dimensions

Insulation Clearance Between Contact & Coil	10 mm[.394 in]
Insulation Creepage Between Contact & Coil	10 mm[.394 in]
Product Width	16.3 mm[.622 in]
Product Length	77 mm[2.71 in]
Product Height	69 mm[3.03 in]

Usage Conditions

Operating Temperature Range	-20 – 70 °C[-4 – 158 °F]
Environmental Category of Protection	RTI
Environmental Ambient Temperature (Max)	70 °C[158 °F]

Operation/Application

Indicator Type	LED
Current Type	AC
Coil Magnetic System	Monostable

Packaging Features

Packaging Method	Carton
------------------	--------

Other

Contact Current Class	5 – 10 A
Environmental Ambient Temperature Class	50 – 70 °C



Height Class (Mechanical)	60 – 70 mm
Length Class (Mechanical)	>60 mm
Width Class (Mechanical)	15 – 20 mm

Product Compliance


For compliance documentation, visit the product page on TE.com>

EU RoHS Directive 2011/65/EU	Compliant
EU ELV Directive 2000/53/EC	Compliant
China RoHS 2 Directive MIIT Order No 32, 2016	No Restricted Materials Above Threshold
EU REACH Regulation (EC) No. 1907/2006	Current ECHA Candidate List: JAN 2025 (247) Candidate List Declared Against: JUNE 2024 (241) Does not contain REACH SVHC
Halogen Content	Not Low Halogen - contains Br or Cl > 900 ppm.
Solder Process Capability	Not applicable for solder process capability


Product Compliance Disclaimer

This information is provided based on reasonable inquiry of our suppliers and represents our current actual knowledge based on the information they provided. This information is subject to change. The part numbers that TE has identified as EU RoHS compliant have a maximum concentration of 0.1% by weight in homogenous materials for lead, hexavalent chromium, mercury, PBB, PBDE, DBP, BBP, DEHP, DIBP, and 0.01% for cadmium, or qualify for an exemption to these limits as defined in the Annexes of Directive 2011/65/EU (RoHS2). Finished electrical and electronic equipment products will be CE marked as required by Directive 2011/65/EU. Components may not be CE marked. Additionally, the part numbers that TE has identified as EU ELV compliant have a maximum concentration of 0.1% by weight in homogenous materials for lead, hexavalent chromium, and mercury, and 0.01% for cadmium, or qualify for an exemption to these limits as defined in the Annexes of Directive 2000/53/EC (ELV). Regarding the REACH Regulation, the information TE provides on SVHC in articles for this part number is based on the latest European Chemicals Agency (ECHA) 'Guidance on requirements for substances in articles' posted at this URL: <https://echa.europa.eu/guidance-documents/guidance-on-reach>



Compatible Parts



Also in the Series | SCHRACK Relay Package XT



Customers Also Bought



Documents

- CAD Files
- Customer View Model
- ENG_CVM_CVM_3-1415073-1_A.2d_dxf.zip
- English
- 3D PDF
- 3D
- Customer View Model
- ENG_CVM_CVM_3-1415073-1_A.3d_igs.zip



English

Customer View Model
[ENG_CVM_CVM_3-1415073-1_A.3d_stp.zip](#)

English

By downloading the CAD file I accept and agree to the [Terms and Conditions](#) of use.

Datasheets & Catalog Pages
[Relay Package Package RT](#)

English

Product Specifications
[Definitions General Purpose Relays](#)

English

Agency Approvals
[UKCA_CERT_708_00005_C1](#)

English