



Connectors > Lighting Connectors > LED Holders



Lighting Connector Features Included: **Dimmable (Linear Profile), Driver on Board, Enables Zhaga Compatibility, Not Programmable, Optic Compatible, Thermal Protection**

Operating Voltage: **48 VDC**

Termination Method to Wire & Cable: **Mini CT Connector**

Connector System: **Wire-to-Device**

Number of Positions: **2**

Features

Product Type Features

COB Substrate Thickness	1 mm
LED Holders Product Type	LED Holder
Connector System	Wire-to-Device

Configuration Features

Lighting Connector Features Included	Dimmable (Linear Profile), Driver on Board, Enables Zhaga Compatibility, Not Programmable, Optic Compatible, Thermal Protection
Number of Positions	2

Electrical Characteristics

Operating Voltage	48 VDC
-------------------	--------

Contact Features

Contact Mating Area Plating Material	Gold (Au)
Contact Base Material	Copper Alloy

Termination Features



Termination Method to Wire & Cable	Mini CT Connector
------------------------------------	-------------------

Housing Features

Housing Material	PBT
------------------	-----

Product Compliance


For compliance documentation, visit the product page on TE.com>

EU RoHS Directive 2011/65/EU	Compliant with Exemptions
EU ELV Directive 2000/53/EC	Not Yet Reviewed
China RoHS 2 Directive MIIT Order No 32, 2016	Restricted Materials Above Threshold
EU REACH Regulation (EC) No. 1907/2006	Current ECHA Candidate List: JAN 2025 (247) Candidate List Declared Against: JUL 2017 (174) SVHC > Threshold: Not Yet Reviewed
Halogen Content	Not Yet Reviewed for halogen content
Solder Process Capability	Not reviewed for solder process capability

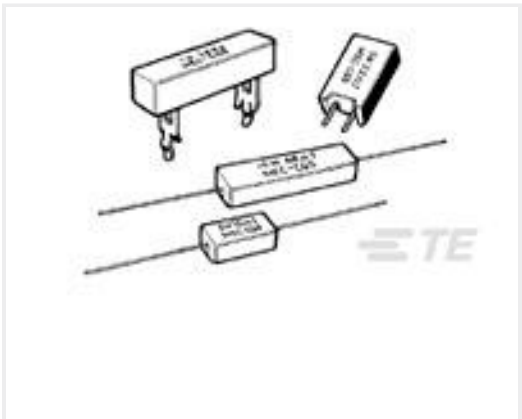
Product Compliance Disclaimer

This information is provided based on reasonable inquiry of our suppliers and represents our current actual knowledge based on the information they provided. This information is subject to change. The part numbers that TE has identified as EU RoHS compliant have a maximum concentration of 0.1% by weight in homogenous materials for lead, hexavalent chromium, mercury, PBB, PBDE, DBP, BBP, DEHP, DIBP, and 0.01% for cadmium, or qualify for an exemption to these limits as defined in the Annexes of Directive 2011/65/EU (RoHS2). Finished electrical and electronic equipment products will be CE marked as required by Directive 2011/65/EU. Components may not be CE marked. Additionally, the part numbers that TE has identified as EU ELV compliant have a maximum concentration of 0.1% by weight in homogenous materials for lead, hexavalent chromium, and mercury, and 0.01% for cadmium, or qualify for an exemption to these limits as defined in the Annexes of Directive 2000/53/EC (ELV). Regarding the REACH Regulations, TE’s information on SVHC in articles for this part number is still based on the European Chemical Agency (ECHA) ‘Guidance on requirements for substances in articles’(Version: 2, April 2011), applying the 0.1% weight on weight concentration threshold at the finished product level. TE is aware of the European Court of Justice ruling of September 10th, 2015 also known as O5A (Once An Article Always An Article) stating that, in case of ‘complex object’, the threshold for a SVHC must be applied to both the product as a whole and simultaneously to each of the articles forming part of its composition. TE has evaluated this ruling based on the new ECHA “Guidance on requirements for substances in articles” (June 2017, version 4.0) and will be updating its statements accordingly.


Customers Also Bought




TE Part #1-1415899-8  
RZ03-1A4-D048



TE Part #1623804-8  
SQZ10 3R3 5% WIRE



TE Part #1-440055-1  
2.0MM,HDR,11POS,R/A



TE Part #TAA545B1411-060  
M12A4-MS-FS-PVC-6.0M



TE Part #4-1879350-2  
RR01 5% 11R AMMO



TE Part #8-2176407-8  
3560 27R 5%



TE Part #4-2176414-8  
7W STD M/OX 5% 1K8



TE Part #8-1419125-5  
SDT-S-106LMR,000



TE Part #1-1393250-7  
W28-XQAT-15=W28

Documents

CAD Files

3D PDF

3D

Customer View Model

ENG\_CVM\_CVM\_3-2316510-4\_1.2d\_dxf.zip

English

Customer View Model

ENG\_CVM\_CVM\_3-2316510-4\_1.3d\_igs.zip

English

Customer View Model

ENG\_CVM\_CVM\_3-2316510-4\_1.3d\_stp.zip

English

By downloading the CAD file I accept and agree to the [Terms and Conditions](#) of use.

Datasheets & Catalog Pages

LUMAWISE Drive LED Holder Type Z50 Presentation

English

Product Specifications

Application Specification

English

Application Specification

English

Agency Approvals

UL Report

English

