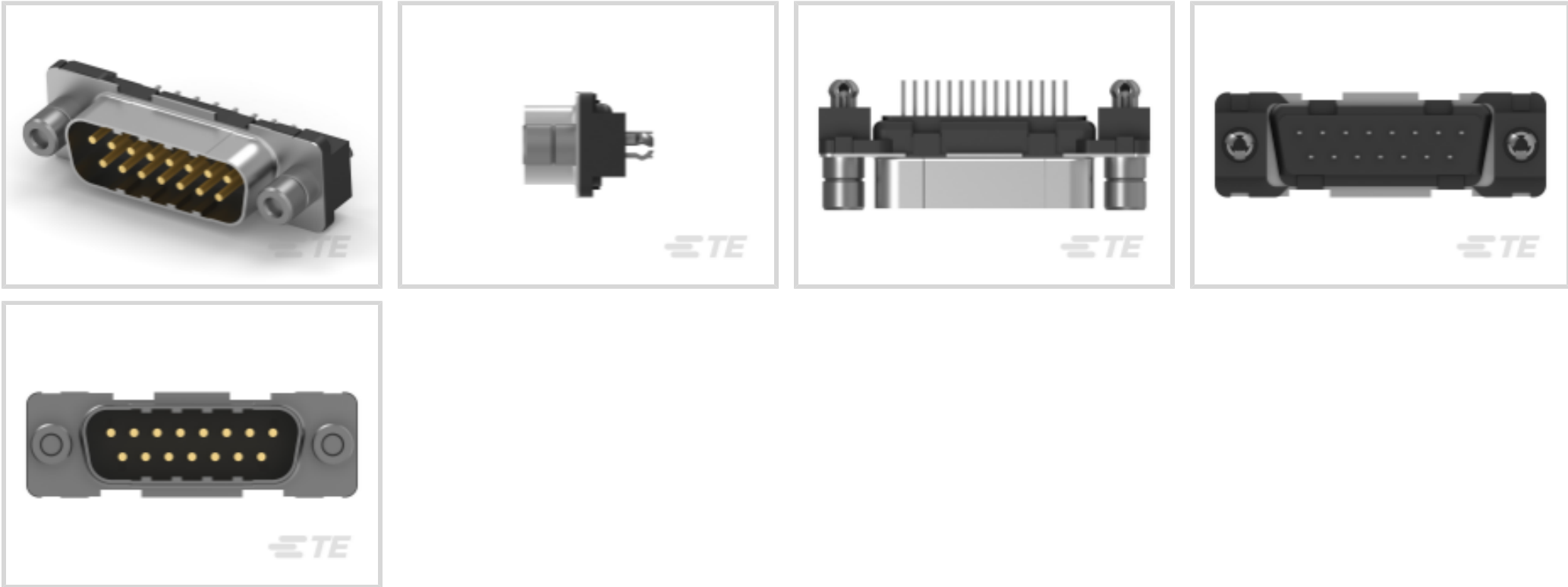




Connectors > D-Shaped Connectors > D-Sub Plug Assembly: Standard, Vertical, Shell Size 2, 2.74mm



Number of Positions: 15

Connector & Housing Type: Plug

Connector System: Cable-to-Board

Connector Mounting Type: Board Mount

Connector Shell Size: 2

[All D-Sub Plug Assembly: Standard, Vertical, Shell Size 2, 2.74mm \(18\)](#)

Features

Product Type Features

Shell Material Configuration	Front Metal Shell
Connector & Housing Type	Plug
Connector System	Cable-to-Board
Connector Shell Size	2
Connector & Contact Terminates To	Printed Circuit Board

Configuration Features

PCB Mount Orientation	Vertical
Number of Rows	2
Number of Positions	15

Body Features

Assembly Process Feature Material	Phosphor Bronze
Shell Plating Material	Tin



Primary Product Color	Black
Connector Profile	Standard

Contact Features

Contact Underplating Material	Nickel
	30 µin
Contact Shape & Form	Round
Contact Mating Area Plating Material	Gold (Au)
Contact Base Material	Phosphor Bronze
PCB Contact Termination Area Plating Material	Tin
Contact Current Rating (Max)	6 A
Contact Options	Installed

Termination Features

Rectangular Termination Post & Tail Width	.45 mm[.017 in]
Rectangular Termination Post & Tail Thickness	.32 mm[.012 in]
Termination Method to PCB	Through Hole - Solder
Termination Post & Tail Length	3.2 mm[.126 in]

Mechanical Attachment

Mating Retention Type	Female Screwlocks, 4-40 UNC
PCB Mount Retention	With
Mounting Hole Diameter	5 mm
Mating Retention	With
PCB Mount Retention Type	Boardlock
Assembly Process Feature Plating Material	Tin
Connector Mounting Type	Board Mount

Housing Features

Housing Material	Polyester GF
Shell Material	Steel
Centerline (Pitch)	2.74 mm[.108 in]

Dimensions

Row-to-Row Spacing	2.84 mm[.112 in]
PCB Thickness (Recommended)	1.6 mm[.063 in]

Usage Conditions

--	--



Operating Temperature Range	-55 – 105 °C[-67 – 221 °F]
-----------------------------	----------------------------

Operation/Application

Durability Rating	200 Cycles
Shielded	No
Circuit Application	Signal

Industry Standards

UL Flammability Rating	UL 94V-0
Compatible With Approved Standards Products	DIN 41652

Packaging Features

Packaging Quantity	45
Packaging Method	Tray

Product Compliance

For compliance documentation, visit the product page on TE.com>

EU RoHS Directive 2011/65/EU	Compliant with Exemptions
EU ELV Directive 2000/53/EC	Compliant with Exemptions
China RoHS 2 Directive MIIT Order No 32, 2016	Restricted Materials Above Threshold
EU REACH Regulation (EC) No. 1907/2006	Current ECHA Candidate List: JAN 2025 (247) Candidate List Declared Against: JAN 2025 (247) SVHC > Threshold: Pb (.35% in 74025572) Article Safe Usage Statements: Do not eat, drink or smoke when using this product. Wash thoroughly after handling. Recycle if possible and dispose of the article by following all applicable governmental regulations relevant to your geographic location.
Halogen Content	Not Low Halogen - contains Br or Cl > 900 ppm.
Solder Process Capability	Wave solder capable to 265°C

Product Compliance Disclaimer

This information is provided based on reasonable inquiry of our suppliers and represents our current actual knowledge based on the information they provided. This information is subject to change. The part numbers that TE has identified as EU RoHS compliant have a maximum concentration of 0.1% by weight in homogenous materials for lead, hexavalent chromium, mercury, PBB, PBDE, DBP, BBP, DEHP, DIBP, and 0.01% for cadmium, or qualify for an exemption to these limits as defined in the Annexes of Directive 2011/65/EU (RoHS2). Finished electrical and electronic equipment products will be CE marked as required by Directive 2011/65/EU. Components may not be CE marked. Additionally, the part numbers that TE has identified as EU ELV compliant have a maximum concentration of 0.1% by weight in homogenous materials for lead, hexavalent chromium, and mercury, and 0.01% for cadmium, or qualify for an exemption to these limits as defined in the Annexes of Directive 2000/53/EC (ELV). Regarding the REACH Regulation, the information TE provides on SVHC in articles for this part number is based on the latest European Chemicals Agency (ECHA) ‘Guidance on requirements for substances in articles’ posted at this URL: <https://echa.europa.eu/guidance-documents/guidance-on-reach>



Compatible Parts




TE Part # CAT-AM7-253
IDC D-Sub: Receptacle Assembly, Low Profile, Signal, 2.77 mm




TE Part # CAT-AM7-248H8
IDC D-Sub: Receptacle Assembly, Wire to Wire, Signal, 2.74 mm

Also in the Series


AMPLIMITE HDP-20



Connector Hardware(7)




D-Shaped Connectors(18)




PCB D-Sub Connectors(18)


Customers Also Bought




TE Part #177555-5
DYNAMIC 3500 HDR ASSY 12P




TE Part #3-338315-2
25POS.HD20 REC.ASSY




TE Part #5-2176361-0
RQ 0402 15K 0.1% 10PPM 1K RL




TE Part #5-103361-8
10 MODII HDR SRRA SHRD LF




TE Part #3-338313-2
9P.HDP20 REC. ASSY



TE Part #5-146250-3
06 MODII HDR DRST B/A .100CL



TE Part #2365497-2
EP2.5 single row SMT header,GWT



TE Part #9-1879215-8
CPF 0402 47K5 0.1% 25PPM 1K RL



Documents

Product Drawings

15POS.HD20 PLUG ASS'Y

English

CAD Files

Customer View Model

ENG_CVM_CVM_3-338310-2_D.2d_dxf.zip

English

3D PDF

3D

Customer View Model

ENG_CVM_CVM_3-338310-2_D.3d_igs.zip

English

Customer View Model

ENG_CVM_CVM_3-338310-2_D.3d_stp.zip

English

By downloading the CAD file I accept and agree to the [Terms and Conditions](#) of use.