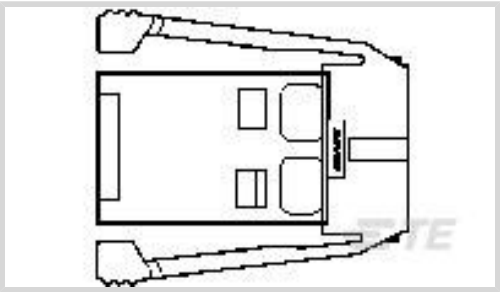




Connectors > Audio & Video Connectors > SDL Connectors



Connector & Housing Type: **Plug**

Compatible With Wire & Cable Type: **Round Jacketed Cable**

Wire Size: **24 AWG, 26 AWG**

Connector System: **Cable-to-Board**

Features

Product Type Features

Receptacle Configuration	Standard
Connector & Housing Type	Plug
Connector System	Cable-to-Board
Connector & Contact Terminates To	Wire & Cable

Configuration Features

Compatible With Wire & Cable Type	Round Jacketed Cable
Number of Positions	8

Body Features

Shield Plating Material	Tin
Shield Plating Finish	Bright
Shield Material	Carbon Steel

Contact Features

Contact Mating Area Plating Material	Gold (Au)
Contact Base Material	Copper Alloy
	50 µin
Contact Current Rating (Max)	1.5 A

Mechanical Attachment

Polarization Code	C
PCB Mount Retention	Without



Connector Mounting Type	Cable Mount (Free-Hanging)
-------------------------	----------------------------

Housing Features

Housing Material	Polycarbonate GF
Housing Color	Smoke Gray
Centerline (Pitch)	1.27 mm[.05 in]

Dimensions

	.045 – .05 in[1.14 – 1.27 in]
Wire Size	24 AWG, 26 AWG

Usage Conditions

Operating Temperature Range	-20 – 80 °C[-4 – 176 °F]
-----------------------------	--------------------------

Operation/Application

Circuit Application	Signal
---------------------	--------

Industry Standards

Compatible With Agency/Standards Products	CSA, UL
UL Flammability Rating	UL 94V-2

Product Compliance

For compliance documentation, visit the product page on TE.com>

EU RoHS Directive 2011/65/EU	Compliant
EU ELV Directive 2000/53/EC	Compliant
China RoHS 2 Directive MIIT Order No 32, 2016	No Restricted Materials Above Threshold
EU REACH Regulation (EC) No. 1907/2006	Current ECHA Candidate List: JAN 2025 (247) Candidate List Declared Against: JAN 2025 (247) Does not contain REACH SVHC
Halogen Content	Not Low Halogen - contains Br or Cl > 900 ppm.
Solder Process Capability	Not applicable for solder process capability

Product Compliance Disclaimer

This information is provided based on reasonable inquiry of our suppliers and represents our current actual knowledge based on the information they provided. This information is subject to change. The part numbers that TE has identified as EU RoHS compliant have a maximum concentration of 0.1% by weight in homogenous materials for lead, hexavalent chromium, mercury, PBB, PBDE, DBP, BBP, DEHP, DIBP, and 0.01% for cadmium, or qualify for an exemption to these limits as defined in the Annexes of Directive 2011/65/EU (RoHS2). Finished electrical and electronic equipment products will be CE marked as required by Directive 2011/65/EU. Components may not be CE marked. Additionally, the part



numbers that TE has identified as EU ELV compliant have a maximum concentration of 0.1% by weight in homogenous materials for lead, hexavalent chromium, and mercury, and 0.01% for cadmium, or qualify for an exemption to these limits as defined in the Annexes of Directive 2000/53/EC (ELV). Regarding the REACH Regulation, the information TE provides on SVHC in articles for this part number is based on the latest European Chemicals Agency (ECHA) ‘Guidance on requirements for substances in articles’ posted at this URL: <https://echa.europa.eu/guidance-documents/guidance-on-reach>

Compatible Parts



TE Part # 520465-1  
8 SDL RND SHIELD,BTTM,BULK PKG




TE Part # 520437-1  
8 SDL FERRULE,BULK PKG




TE Part # 520853-1  
8 SDL RND PLUG BOOT,BULK PKG

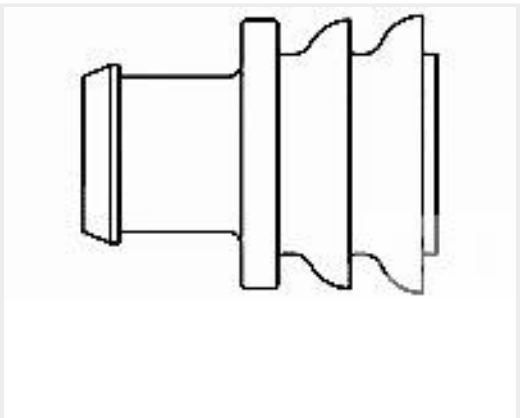
Customers Also Bought




TE Part #114017-ZZ  
SEALING PLUG, SIZE 12/16, WHT




TE Part #CAT-AM71-CH8172  
AMP SUPERSEAL 1.5MM, CONNECTOR HOUSING




TE Part #281934-2  
SINGLE WIRE SEAL




TE Part #CAT-D48-ST273  
DEUTSCH Solid Contacts



TE Part #CAT-D487-W416  
Wedgelocks: DEUTSCH DT



TE Part #DT06-2S  
PLG, 2P, GRY, N



TE Part #DT04-2P  
REC, 2P, GRY, N

Documents

Product Drawings  
8 SDL RND PLUG ASSY 50 SERIES

English

CAD Files  
3D PDF

3D

Customer View Model  
ENG\_CVM\_CVM\_3-520424-3\_AH.2d\_dxf.zip

English



Customer View Model

[ENG\\_CVM\\_CVM\\_3-520424-3\\_AH.3d\\_igs.zip](#)

English

Customer View Model

[ENG\\_CVM\\_CVM\\_3-520424-3\\_AH.3d\\_stp.zip](#)

English

By downloading the CAD file I accept and agree to the [Terms and Conditions](#) of use.

Product Specifications

[Application Specification](#)

English

Instruction Sheets

[Instruction Sheet \(U.S.\)](#)

English

[Instruction Sheet \(U.S.\)](#)

English

[Crimping Die Assemblies 58195-1, 58195-2, 58195-3, and 58195-6](#)

English

Agency Approvals

[UL Report](#)

English