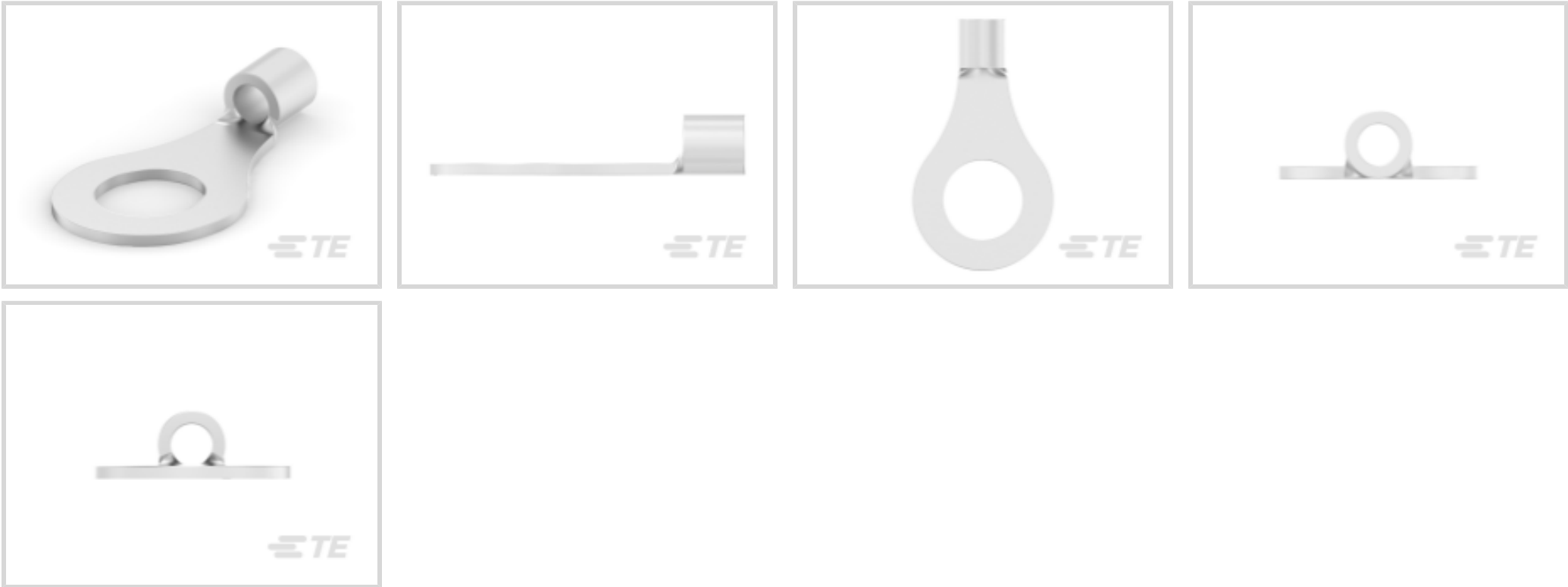




Terminals & Splices > Ring Terminals



Ring Terminal Product Type: Closed Ring Tongue Terminal

Wire Size: 2050 – 5180 CMA

Stud Size: 1/4, M6

Features

Product Type Features

Ring Terminal Product Type	Closed Ring Tongue Terminal
Stud Size	1/4, M6
Sealable	No

Wire Insulation Support Retention Type	Non-Insulation Support
--	------------------------

Configuration Features

Number of Holes	1
-----------------	---

Body Features

Product Weight	1.141 g
----------------	---------

Contact Features

Barrel Type	Closed
Terminal Orientation	Straight
Terminal Plating Material	Tin

Mechanical Attachment

Wire Insulation Support	Without
-------------------------	---------

Dimensions

Wire Size	2050 – 5180 CMA
Stud Diameter	6.35 mm[.25 in]
Tongue Thickness	.79 mm[.031 in]
Product Length	21.72 mm[.856 in]
Barrel Inside Diameter	2.26 mm[.089 in]

Usage Conditions

Insulation Option	Uninsulated
-------------------	-------------

Operation/Application

Compatible With Wire Base Material	Copper
Compatible With Wire Plating Material	Tin

Industry Standards

Government Qualified Terminal	No
-------------------------------	----

Packaging Features

Packaging Quantity	1000
Packaging Method	Box

Other

Line	Budget
------	--------

Product Compliance

For compliance documentation, visit the product page on TE.com>

EU RoHS Directive 2011/65/EU	Compliant
EU ELV Directive 2000/53/EC	Compliant
China RoHS 2 Directive MIIT Order No 32, 2016	No Restricted Materials Above Threshold
EU REACH Regulation (EC) No. 1907/2006	Current ECHA Candidate List: JAN 2025 (247) Candidate List Declared Against: JAN 2025 (247) Does not contain REACH SVHC
Halogen Content	Low Halogen - Br, Cl, F, I < 900 ppm per homogenous material. Also BFR/CFR/PVC Free
Solder Process Capability	Not applicable for solder process capability

Product Compliance Disclaimer



This information is provided based on reasonable inquiry of our suppliers and represents our current actual knowledge based on the information they provided. This information is subject to change. The part numbers that TE has identified as EU RoHS compliant have a maximum concentration of 0.1% by weight in homogenous materials for lead, hexavalent chromium, mercury, PBB, PBDE, DBP, BBP, DEHP, DIBP, and 0.01% for cadmium, or qualify for an exemption to these limits as defined in the Annexes of Directive 2011/65/EU (RoHS2). Finished electrical and electronic equipment products will be CE marked as required by Directive 2011/65/EU. Components may not be CE marked. Additionally, the part numbers that TE has identified as EU ELV compliant have a maximum concentration of 0.1% by weight in homogenous materials for lead, hexavalent chromium, and mercury, and 0.01% for cadmium, or qualify for an exemption to these limits as defined in the Annexes of Directive 2000/53/EC (ELV). Regarding the REACH Regulation, the information TE provides on SVHC in articles for this part number is based on the latest European Chemicals Agency (ECHA) 'Guidance on requirements for substances in articles' posted at this URL: <https://echa.europa.eu/guidance-documents/guidance-on-reach>

Compatible Parts

TE Part # 58508-1  
PRO-CRIMPER HD TL W/DIE BUDGET

TE Part # 58509-1  
PRO-CRIMPER DIE BUDGET

Also in the Series | SOLISTRAND Budget

Knife Disconnects(4)

Ring Terminals(106)

Spade Terminals(46)


Customers Also Bought

TE Part #5745174-5  
CABLE CLAMP KIT,SZ 4


TE Part #ANT-915-NUB-SMA  
Antenna Short 915 SMA Plug

TE Part #RD2458-5-OTDR-NM  
Dipol,RDuck,FIXED,NM 2400-5850MHz,5dBi,O


TE Part #8-33469-2  
TERMINAL,SOLIS R 4 1/4




TE Part #M902-2162  
BKSHL, 6SZ, CBL SZ .300-.430, HD10




TE Part #5206472-1  
CABLE CLAMP KIT,SZ 3




TE Part #HDP26-24-23SN-L015  
PLG, 23P, BLK, N, THD, 16, S



TE Part #D07339-000  
HW-191064-10-9



TE Part #L9000001-01  
SMA Jack to SMA Jack Bulkhead



TE Part #GPSU15M  
GPO,STD,1.5GHz NMO,26

Documents

Product Drawings  
TERMINAL,BUDG R 16-14 1/4  
English

CAD Files  
3D PDF  
3D  
Customer View Model  
ENG\_CVM\_CVM\_31164\_AP.2d\_dxf.zip  
English  
Customer View Model  
ENG\_CVM\_CVM\_31164\_AP.3d\_igs.zip  
English  
Customer View Model  
ENG\_CVM\_CVM\_31164\_AP.3d\_stp.zip  
English

By downloading the CAD file I accept and agree to the [Terms and Conditions](#) of use.

Instruction Sheets  
Instruction Sheet (U.S.)  
English

Agency Approvals  
UL Report  
English