



Terminals & Splices > Ring Terminals



Ring Terminal Product Type: Closed Ring Tongue Terminal

Wire Size: 202 – 810 CMA

Stud Size: #0

Features

Product Type Features

Ring Terminal Product Type	Closed Ring Tongue Terminal
Stud Size	#0
Sealable	No

Wire Insulation Support Retention Type	Non-Insulation Support
--	------------------------

Configuration Features

Number of Holes	1
-----------------	---

Body Features

Product Weight	.097 g
----------------	--------

Contact Features

Barrel Type	Closed
Terminal Orientation	Straight
Terminal Plating Material	Tin

Mechanical Attachment

Wire Insulation Support	Without
-------------------------	---------

Dimensions

Wire Size	202 – 810 CMA
Stud Diameter	1.52 mm[.06 in]
Tongue Thickness	.51 mm[.02 in]
Product Length	8.36 mm[.329 in]
Barrel Inside Diameter	.89 mm[.035 in]

Usage Conditions

Insulation Option	Uninsulated
-------------------	-------------

Operation/Application

Compatible With Wire Base Material	Copper
Compatible With Wire Plating Material	Tin

Industry Standards

Government Qualified Terminal	No
-------------------------------	----

Packaging Features

Packaging Quantity	1000
Packaging Method	Loose Piece

Other

Line	Budget
------	--------

Product Compliance

For compliance documentation, visit the product page on TE.com>

EU RoHS Directive 2011/65/EU	Compliant
EU ELV Directive 2000/53/EC	Compliant
China RoHS 2 Directive MIIT Order No 32, 2016	No Restricted Materials Above Threshold
EU REACH Regulation (EC) No. 1907/2006	Current ECHA Candidate List: JAN 2025 (247) Candidate List Declared Against: JAN 2025 (247) Does not contain REACH SVHC
Halogen Content	Low Halogen - Br, Cl, F, I < 900 ppm per homogenous material. Also BFR/CFR/PVC Free
Solder Process Capability	Not applicable for solder process capability

Product Compliance Disclaimer



This information is provided based on reasonable inquiry of our suppliers and represents our current actual knowledge based on the information they provided. This information is subject to change. The part numbers that TE has identified as EU RoHS compliant have a maximum concentration of 0.1% by weight in homogenous materials for lead, hexavalent chromium, mercury, PBB, PBDE, DBP, BBP, DEHP, DIBP, and 0.01% for cadmium, or qualify for an exemption to these limits as defined in the Annexes of Directive 2011/65/EU (RoHS2). Finished electrical and electronic equipment products will be CE marked as required by Directive 2011/65/EU. Components may not be CE marked. Additionally, the part numbers that TE has identified as EU ELV compliant have a maximum concentration of 0.1% by weight in homogenous materials for lead, hexavalent chromium, and mercury, and 0.01% for cadmium, or qualify for an exemption to these limits as defined in the Annexes of Directive 2000/53/EC (ELV). Regarding the REACH Regulation, the information TE provides on SVHC in articles for this part number is based on the latest European Chemicals Agency (ECHA) 'Guidance on requirements for substances in articles' posted at this URL: <https://echa.europa.eu/guidance-documents/guidance-on-reach>


Compatible Parts




REPRESENTATION ONLY

TE Part # 69363
DAHT STRATO SOLIS 26-20 ASSY


Also in the Series | SOLISTRAND Budget



Knife Disconnects(4)



Ring Terminals(106)



Spade Terminals(46)

Customers Also Bought



TE Part #1903526-1
IE RJ45 CONNECTOR IP20 4POS 180DEG




TE Part #66682-2
20 DF PIN PLATED




TE Part #6-440129-4
HPI 2.0MM,HSG,4POS,BLACK



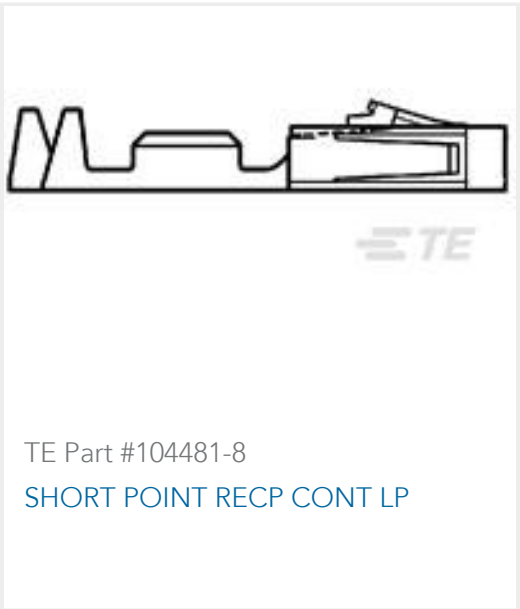
TE Part #61-0253-011-P00
CONTACT PIN 1 MM




TE Part #61-0252-011-P00
CONTACT PIN 0.6 MM




TE Part #794912-1
6 POS UMNL CIR CAP HSG



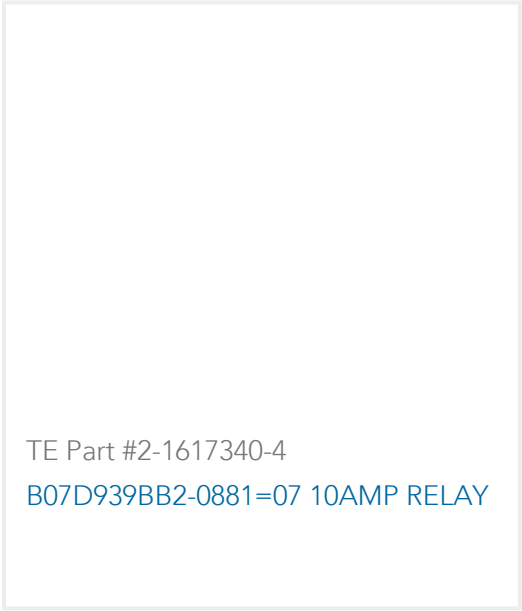
TE Part #104481-8
SHORT POINT RECP CONT LP



TE Part #61-0242-011-P00
CONTACT PIN 2 MM



TE Part #HGC402N00003300000
723 htec receptacle, angled, speedtec



TE Part #2-1617340-4
B07D939BB2-0881=07 10AMP RELAY

Documents

Product Drawings
TERMINAL,BUDG R 26-22, 0
English

CAD Files
3D PDF
3D
Customer View Model
ENG_CVM_CVM_31423_T.2d_dxf.zip
English
Customer View Model
ENG_CVM_CVM_31423_T.3d_igs.zip
English
Customer View Model
ENG_CVM_CVM_31423_T.3d_stp.zip
English
3D PDF
English
3D PDF
3D
Customer View Model
ENG_CVM_31423_B.3d_igs.zip
English
Customer View Model
ENG_CVM_31423_B.3d_stp.zip
English

Customer View Model

[ENG_CVM_31423_B.2d_dxf.zip](#)

English

By downloading the CAD file I accept and agree to the [Terms and Conditions](#) of use.