




Terminals & Splices > Splices



Splice Type: **Butt Splice**
Wire Size: **.26 – 1.65 mm²**
Sealable: **No**
Splice Features: **Serrated**

Features

Product Type Features

Splice Accessory Type	Splice
Splice Type	Butt Splice
Sealable	No
Compatible With Discrete Wire Type	Solid, Stranded
Wire Insulation Support Retention Type	Non-Insulation Support

Configuration Features

Number of Serrations	16
Compatible With Wire & Cable Type	Discrete Wire

Body Features

Product Weight	.975 g
Splice Features	Serrated

Contact Features

	100 µin
Terminal Plating Material	Tin

Contact Base Material	Copper
Barrel Type	Closed

Mechanical Attachment

Wire Insulation Support	Without
-------------------------	---------

Dimensions

Outside Diameter	3.58 mm[.141 in]
Wire Size	509 – 3260 CMA
Barrel Inside Diameter	1.55 mm[.061 in]
Terminal Material Thickness	.79 mm[.031 in]
Product Length	14.68 mm[.578 in]

Usage Conditions

Insulation Option	Uninsulated
-------------------	-------------

Operation/Application

Compatible With Wire Base Material	Copper
------------------------------------	--------

Industry Standards

Government Qualified Splice	No
-----------------------------	----

Packaging Features

Packaging Quantity	1000
Packaging Method	Loose Piece

Product Compliance

For compliance documentation, visit the product page on [TE.com](#)>

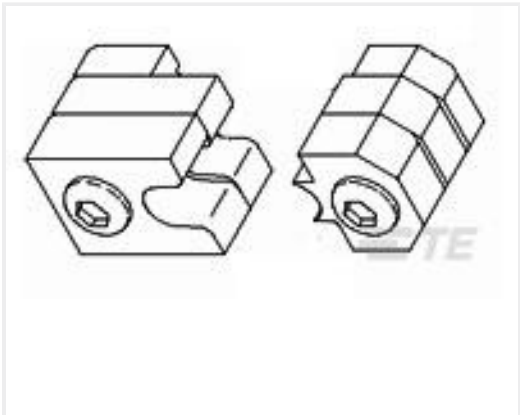







EU RoHS Directive 2011/65/EU	Compliant
EU ELV Directive 2000/53/EC	Compliant
China RoHS 2 Directive MIIT Order No 32, 2016	No Restricted Materials Above Threshold
EU REACH Regulation (EC) No. 1907/2006	Current ECHA Candidate List: JAN 2025 (247) Candidate List Declared Against: JAN 2025 (247) Does not contain REACH SVHC
Halogen Content	Low Halogen - Br, Cl, F, I < 900 ppm per homogenous material. Also BFR/CFR/PVC Free
Solder Process Capability	Not applicable for solder process capability



Product Compliance Disclaimer

This information is provided based on reasonable inquiry of our suppliers and represents our current actual knowledge based on the information they provided. This information is subject to change. The part numbers that TE has identified as EU RoHS compliant have a maximum concentration of 0.1% by weight in homogenous materials for lead, hexavalent chromium, mercury, PBB, PBDE, DBP, BBP, DEHP, DIBP, and 0.01% for cadmium, or qualify for an exemption to these limits as defined in the Annexes of Directive 2011/65/EU (RoHS2). Finished electrical and electronic equipment products will be CE marked as required by Directive 2011/65/EU. Components may not be CE marked. Additionally, the part numbers that TE has identified as EU ELV compliant have a maximum concentration of 0.1% by weight in homogenous materials for lead, hexavalent chromium, and mercury, and 0.01% for cadmium, or qualify for an exemption to these limits as defined in the Annexes of Directive 2000/53/EC (ELV). Regarding the REACH Regulation, the information TE provides on SVHC in articles for this part number is based on the latest European Chemicals Agency (ECHA) ‘Guidance on requirements for substances in articles’ posted at this URL: <https://echa.europa.eu/guidance-documents/guidance-on-reach>



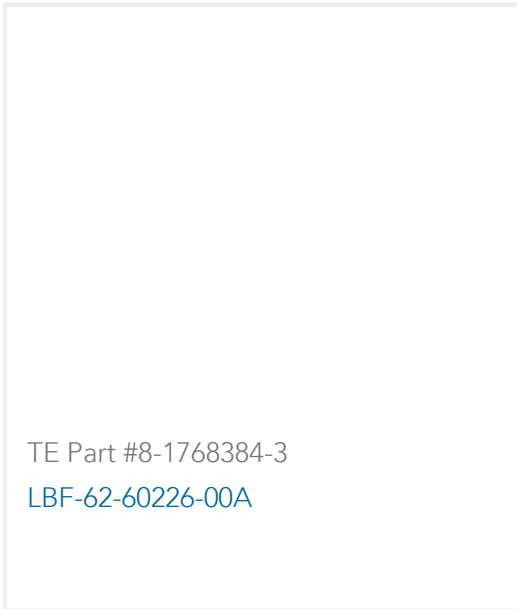
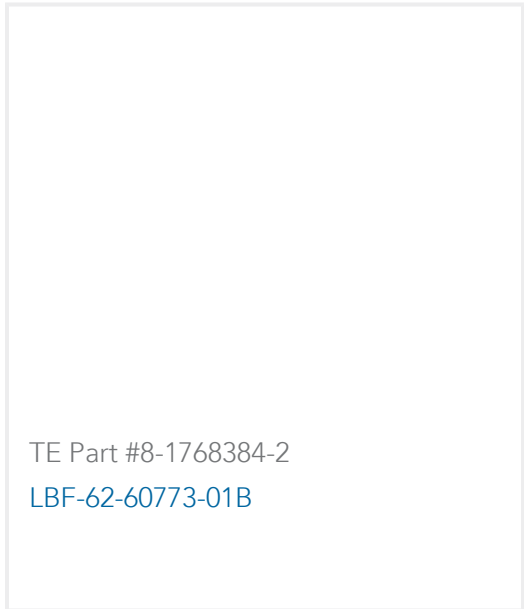
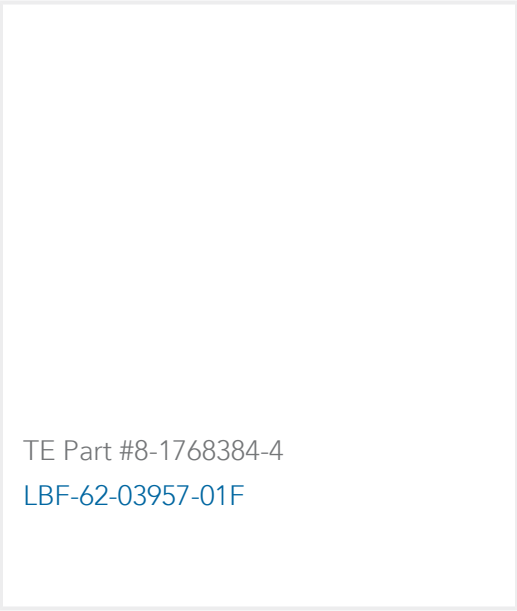
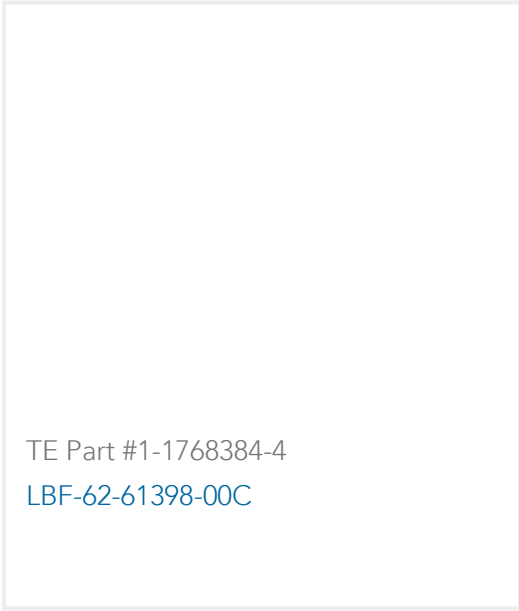
Compatible Parts

 <p>TE Part # 47812 DIES SOLIS 22-16 DIE SET</p>	 <p>TE Part # 58545-4 SOLISTRAND 10-22 DIE ASSY.</p>	 <p>TE Part # 49935 DAHT SOLIS 22-10 ASSY</p>	 <p>TE Part # 58546-1 PC 22-10 SOLISSPICE SPL I SHT</p>
 <p>TE Part # 169400 CERTI-LOK FRAME W/O DIES</p>	 <p>TE Part # 525693 DAHT SOLIS 22-10 ASSY</p>	 <p>TE Part # 58545-3 SDE DIE ASSY. 22-10 SOLISTRAND</p>	 <p>TE Part # 58545-1 SOLISTRAND 10-22 DIE ASSY</p>

Customers Also Bought

 <p>TE Part #5677576049 RNF-3000-6/2-0-40MM</p>	 <p>TE Part #2-34806-2 PIDG 16-14HD R 1/4; TAPE</p>	 <p>TE Part #1SNA233246R0700 RC610 6 (X100) / 9 (X100) VERTICAL</p>	 <p>TE Part #T4051170405-004 M8 MALE CORDSET,5PIN,ST,UN-SH, CP, 3.0M</p>
--	---	--	---



 <p>TE Part #2304238-1 LBF-62-61933-00</p>	 <p>TE Part #6-1768387-7 LBF-E088360T</p>	 <p>TE Part #8-1768384-3 LBF-62-60226-00A</p>	 <p>TE Part #8-1768384-2 LBF-62-60773-01B</p>
 <p>TE Part #8-1768384-4 LBF-62-03957-01F</p>	 <p>TE Part #1-1768384-4 LBF-62-61398-00C</p>		

Documents

Product Drawings

[SPLICE, SOLIS, BUTT, 22-16 COMM 22-18MIL](#)

English

CAD Files

[3D PDF](#)

3D

Customer View Model

[ENG_CVM_CVM_31818_R.2d_dxf.zip](#)

English

Customer View Model

[ENG_CVM_CVM_31818_R.3d_igs.zip](#)

English

Customer View Model

[ENG_CVM_CVM_31818_R.3d_stp.zip](#)

English

By downloading the CAD file I accept and agree to the [Terms and Conditions](#) of use.

Datasheets & Catalog Pages

[SOLISTRAND - QRG](#)

English

Instruction Sheets

[Instruction Sheet \(U.S.\)](#)

English

Agency Approvals

[UL](#)

English