



Terminals & Splices > Ring Terminals



Ring Terminal Product Type: Closed Ring Tongue Terminal

Wire Size: 33100 – 52600 CMA

Stud Size: 5/16, M8

Features

Product Type Features

Ring Terminal Product Type	Closed Ring Tongue Terminal
Stud Size	5/16, M8
Sealable	No
Wire Insulation Support Retention Type	Non-Insulation Support

Configuration Features

Number of Holes	1
-----------------	---

Body Features

Product Weight	7.134 g
----------------	---------

Contact Features

Barrel Type	Closed
Terminal Orientation	Flag
Terminal Plating Material	Tin

Mechanical Attachment

Wire Insulation Support	Without
-------------------------	---------

Dimensions

--	--



Wire Size	33100 – 52600 CMA
Stud Diameter	8.33 mm[.328 in]
Tongue Thickness	.79 mm[.031 in]
Product Length	32.46 mm[1.278 in]
Barrel Inside Diameter	7.11 mm[.28 in]

Usage Conditions

Insulation Option	Uninsulated
-------------------	-------------

Operation/Application

Compatible With Wire Base Material	Copper
Compatible With Wire Plating Material	Tin

Industry Standards

Government Qualified Terminal	No
-------------------------------	----

Packaging Features

Packaging Quantity	100
Packaging Method	Box

Product Compliance

For compliance documentation, visit the product page on TE.com>

EU RoHS Directive 2011/65/EU	Compliant
EU ELV Directive 2000/53/EC	Compliant
China RoHS 2 Directive MIIT Order No 32, 2016	No Restricted Materials Above Threshold
EU REACH Regulation (EC) No. 1907/2006	Current ECHA Candidate List: JAN 2025 (247) Candidate List Declared Against: JUNE 2024 (241) Does not contain REACH SVHC
Halogen Content	Low Halogen - Br, Cl, F, I < 900 ppm per homogenous material. Also BFR/CFR/PVC Free
Solder Process Capability	Not applicable for solder process capability

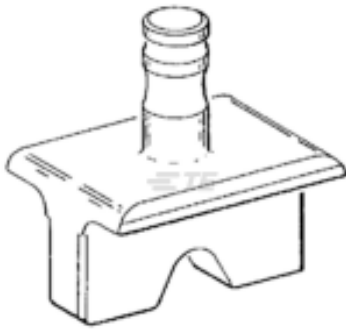
Product Compliance Disclaimer

This information is provided based on reasonable inquiry of our suppliers and represents our current actual knowledge based on the information they provided. This information is subject to change. The part numbers that TE has identified as EU RoHS compliant have a maximum concentration of 0.1% by weight in homogenous materials for lead, hexavalent chromium, mercury, PBB, PBDE, DBP, BBP, DEHP, DIBP, and 0.01% for cadmium, or qualify for an exemption to these limits as defined in the Annexes of Directive 2011/65/EU (RoHS2). Finished electrical and electronic equipment products will be CE marked as required by Directive 2011/65/EU. Components may not be CE marked. Additionally, the part




numbers that TE has identified as EU ELV compliant have a maximum concentration of 0.1% by weight in homogenous materials for lead, hexavalent chromium, and mercury, and 0.01% for cadmium, or qualify for an exemption to these limits as defined in the Annexes of Directive 2000/53/EC (ELV). Regarding the REACH Regulation, the information TE provides on SVHC in articles for this part number is based on the latest European Chemicals Agency (ECHA) ‘Guidance on requirements for substances in articles’ posted at this URL: <https://echa.europa.eu/guidance-documents/guidance-on-reach>

Compatible Parts



TE Part # 48509  
HYP8 SOLIS FLAG 4AWG NEST

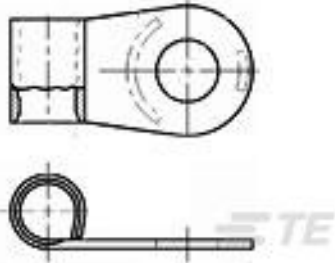


TE Part # 1752681-3  
HYP10 SOLIS FLAG 6-2AWG INDENTER

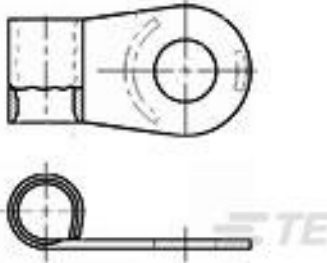


TE Part # 1752680-6  
HYP10 SOLIS FLAG 4AWG NEST


Customers Also Bought




TE Part #36271  
TERMINAL,SOLIS FLAG R 12-10 10




TE Part #321576  
TERM,SOLIS, FLAG, R, 6, 1/4




TE Part #823776-000  
382A012-3-0




TE Part #2500020-1  
SRC Pwr 48+8ADG Male Blade Hsg Assy




TE Part #4-1625971-0  
HSA25 33R 5%




TE Part #3-644460-3  
03P MTA156 CONN ASSY 18AWG ORA




TE Part #2819643-1  
DT06-4S-EP06



TE Part #2819651-1  
DT04-3P-EP10



TE Part #2310347-1  
HDP26-18-14PE



TE Part #881572-2  
BUSBAR,STAMPED,CUSN4,0.4MM,3 POSN

Documents

Product Drawings



TERMINAL,SOLIS FLAG R 4 5/16

English

CAD Files

3D PDF

3D

Customer View Model

ENG\_CVM\_CVM\_321060\_N.2d\_dxf.zip

English

Customer View Model

ENG\_CVM\_CVM\_321060\_N.3d\_igs.zip

English

Customer View Model

ENG\_CVM\_CVM\_321060\_N.3d\_stp.zip

English

3D PDF

English

Customer View Model

ENG\_CVM\_321060\_C.2d\_dxf.zip

English

Customer View Model

ENG\_CVM\_321060\_C.3d\_igs.zip

English

Customer View Model

ENG\_CVM\_321060\_C.3d\_stp.zip

English

By downloading the CAD file I accept and agree to the [Terms and Conditions](#) of use.

Instruction Sheets

Instruction Sheet (U.S.)

English

Agency Approvals

UL

English