



Terminals & Splices > Ring Terminals



Ring Terminal Product Type: Closed Ring Tongue Terminal

Wire Size: 5180 – 13100 CMA

Stud Size: #4

Features

Product Type Features

Ring Terminal Product Type	Closed Ring Tongue Terminal
Stud Size	#4
Sealable	No
Wire Insulation Support Retention Type	Insulation Support

Configuration Features

Number of Holes	2
-----------------	---

Body Features

Product Weight	1.056 g
----------------	---------

Contact Features

Barrel Type	Closed
Terminal Orientation	Straight
Terminal Plating Material	Tin

Mechanical Attachment

Wire Insulation Support	Without
-------------------------	---------

Dimensions



Wire Size	5180 – 13100 CMA
Stud Diameter	2.84 mm[.112 in]
Tongue Thickness	.79 mm[.031 in]
Product Length	16 mm[.63 in]
Barrel Inside Diameter	3.28 mm[.129 in]

Usage Conditions

Insulation Option	Uninsulated
-------------------	-------------

Operation/Application

Compatible With Wire Base Material	Copper
Compatible With Wire Plating Material	Tin

Industry Standards

Government Qualified Terminal	No
-------------------------------	----

Packaging Features

Packaging Quantity	500
Packaging Method	Loose Piece

Product Compliance

For compliance documentation, visit the product page on TE.com>

EU RoHS Directive 2011/65/EU	Compliant
EU ELV Directive 2000/53/EC	Compliant
China RoHS 2 Directive MIIT Order No 32, 2016	No Restricted Materials Above Threshold
EU REACH Regulation (EC) No. 1907/2006	Current ECHA Candidate List: JAN 2025 (247) Candidate List Declared Against: JUNE 2024 (241) Does not contain REACH SVHC
Halogen Content	Low Halogen - Br, Cl, F, I < 900 ppm per homogenous material. Also BFR/CFR/PVC Free
Solder Process Capability	Not applicable for solder process capability

Product Compliance Disclaimer

This information is provided based on reasonable inquiry of our suppliers and represents our current actual knowledge based on the information they provided. This information is subject to change. The part numbers that TE has identified as EU RoHS compliant have a maximum concentration of 0.1% by weight in homogenous materials for lead, hexavalent chromium, mercury, PBB, PBDE, DBP, BBP, DEHP, DIBP, and 0.01% for cadmium, or qualify for an exemption to these limits as defined in the Annexes of Directive 2011/65/EU (RoHS2). Finished electrical and electronic equipment products will be CE marked as required by Directive 2011/65/EU. Components may not be CE marked. Additionally, the part



numbers that TE has identified as EU ELV compliant have a maximum concentration of 0.1% by weight in homogenous materials for lead, hexavalent chromium, and mercury, and 0.01% for cadmium, or qualify for an exemption to these limits as defined in the Annexes of Directive 2000/53/EC (ELV). Regarding the REACH Regulation, the information TE provides on SVHC in articles for this part number is based on the latest European Chemicals Agency (ECHA) ‘Guidance on requirements for substances in articles’ posted at this URL: <https://echa.europa.eu/guidance-documents/guidance-on-reach>

Compatible Parts

TE Part # 525693  
DAHT SOLIS 22-10 ASSY

TE Part # 2402674-2  
HIGH CURRENT RING TER WO INS, 10AWG

TE Part # 58545-3  
SDE DIE ASSY. 22-10 SOLISTRAND

TE Part # 58545-1  
SOLISTRAND 10-22 DIE ASSY

TE Part # 58546-1  
PC 22-10 SOLISSPICE SPL I SHT

TE Part # 169400  
CERTI-LOK FRAME W/O DIES

TE Part # 47814  
DIES SOLIS 12-10 DIE SET

TE Part # 2450111-2  
HIGH CURRENT RING TER WITH INS, 10AWG

TE Part # 49935  
DAHT SOLIS 22-10 ASSY

Customers Also Bought


TE Part #1825603-1  
BP1532004=Boot,Pushbutton

TE Part #34404  
TERMINAL,BUDG R 12-10 8


TE Part #4-2176581-3  
RLC73PD 2B R154 1% 5K RL

TE Part #1-66359-2  
III+ PIN,18-14,30AU/FL,STRIP






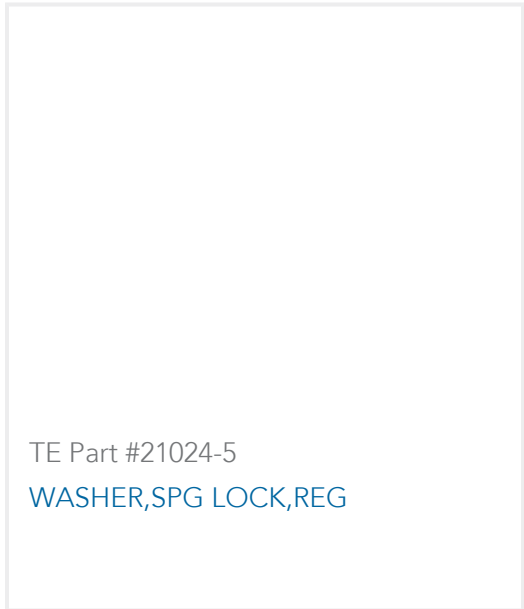
TE Part #2-2176581-9  
RLC73PW 2B R11 1% 5K RL



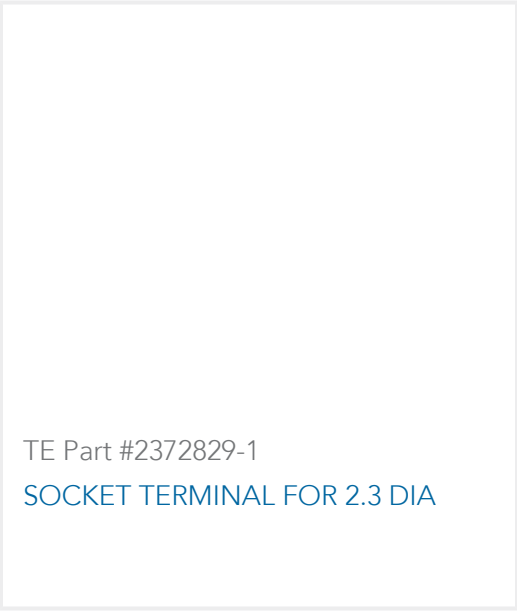
TE Part #5-2176581-0  
RLC73PD 2B R182 1% 5K RL



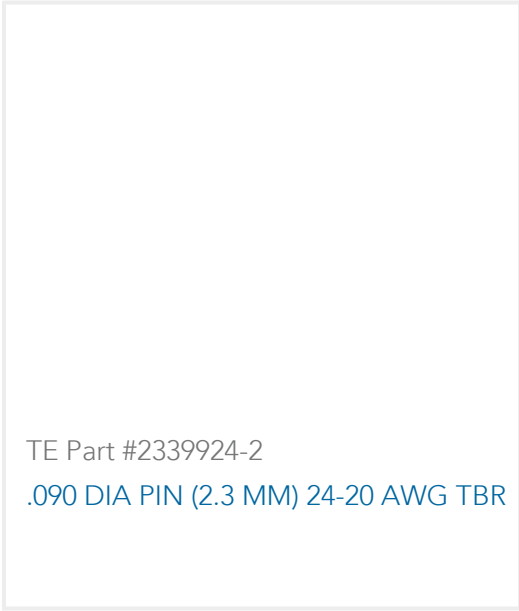
TE Part #1969608-4  
4P VAL-U-LOK TPA 22-18 AWG



TE Part #21024-5  
WASHER,SPG LOCK,REG



TE Part #2372829-1  
SOCKET TERMINAL FOR 2.3 DIA



TE Part #2339924-2  
.090 DIA PIN (2.3 MM) 24-20 AWG TBR

Documents

Product Drawings

TERMINAL,SOLIS R 12-10 4

English

CAD Files

3D PDF

3D

Customer View Model

ENG\_CVM\_CVM\_322447\_AF.2d\_dxf.zip

English

Customer View Model

ENG\_CVM\_CVM\_322447\_AF.3d\_igs.zip

English

Customer View Model

ENG\_CVM\_CVM\_322447\_AF.3d\_stp.zip

English

3D PDF

English

Customer View Model

ENG\_CVM\_322447\_G.3d\_igs.zip

English

Customer View Model

ENG\_CVM\_322447\_G.3d\_stp.zip

English

Customer View Model

ENG\_CVM\_322447\_G.2d\_dxf.zip

English



By downloading the CAD file I accept and agree to the <a href="#">Terms and Conditions</a> of use.	
<div>Datasheets &amp; Catalog Pages</div> <div>SOLISTRAND - QRG</div> <div>English</div>	
<div>Instruction Sheets</div> <div>Instruction Sheet (U.S.)</div> <div>English</div>	
<div>Agency Approvals</div> <div>UL</div> <div>English</div>	