



Terminals & Splices > Ring Terminals



Ring Terminal Product Type: Closed Ring Tongue Terminal

Wire Size: 13100 – 20800 CMA

Stud Size: 1/4, M6

Features

Product Type Features

Ring Terminal Product Type	Closed Ring Tongue Terminal
Stud Size	1/4, M6
Sealable	No
Wire Insulation Support Retention Type	Non-Insulation Support

Configuration Features

Number of Holes	1
-----------------	---

Body Features

Product Weight	4.953 g
----------------	---------

Contact Features

Barrel Type	Closed
Terminal Orientation	Flag
Terminal Plating Material	Tin

Mechanical Attachment

Wire Insulation Support	Without
-------------------------	---------

Dimensions

--	--



Wire Size	13100 – 20800 CMA
Stud Diameter	6.73 mm[.265 in]
Tongue Thickness	.79 mm[.031 in]
Product Length	28.7 mm[1.13 in]
Barrel Inside Diameter	4.57 mm[.18 in]

Usage Conditions

Insulation Option	Uninsulated
-------------------	-------------

Operation/Application

Compatible With Wire Base Material	Copper
Compatible With Wire Plating Material	Tin

Industry Standards

Government Qualified Terminal	No
-------------------------------	----

Packaging Features

Packaging Quantity	100
Packaging Method	Box

Product Compliance

For compliance documentation, visit the product page on TE.com>

EU RoHS Directive 2011/65/EU	Compliant
EU ELV Directive 2000/53/EC	Compliant
China RoHS 2 Directive MIIT Order No 32, 2016	No Restricted Materials Above Threshold
EU REACH Regulation (EC) No. 1907/2006	Current ECHA Candidate List: JAN 2025 (247) Candidate List Declared Against: JUNE 2024 (241) Does not contain REACH SVHC
Halogen Content	Low Halogen - Br, Cl, F, I < 900 ppm per homogenous material. Also BFR/CFR/PVC Free
Solder Process Capability	Not applicable for solder process capability


Product Compliance Disclaimer

This information is provided based on reasonable inquiry of our suppliers and represents our current actual knowledge based on the information they provided. This information is subject to change. The part numbers that TE has identified as EU RoHS compliant have a maximum concentration of 0.1% by weight in homogenous materials for lead, hexavalent chromium, mercury, PBB, PBDE, DBP, BBP, DEHP, DIBP, and 0.01% for cadmium, or qualify for an exemption to these limits as defined in the Annexes of Directive 2011/65/EU (RoHS2). Finished electrical and electronic equipment products will be CE marked as required by Directive 2011/65/EU. Components may not be CE marked. Additionally, the part




numbers that TE has identified as EU ELV compliant have a maximum concentration of 0.1% by weight in homogenous materials for lead, hexavalent chromium, and mercury, and 0.01% for cadmium, or qualify for an exemption to these limits as defined in the Annexes of Directive 2000/53/EC (ELV). Regarding the REACH Regulation, the information TE provides on SVHC in articles for this part number is based on the latest European Chemicals Agency (ECHA) ‘Guidance on requirements for substances in articles’ posted at this URL: <https://echa.europa.eu/guidance-documents/guidance-on-reach>


Compatible Parts




TE Part # 1752681-2  
HYP10 SOLIS FLAG 8AWG INDENTER




TE Part # 48506  
HYP8 SOLIS FLAG 8AWG NEST



TE Part # 322727-2  
TERM,SOLIS, FLAG, R, 8, M8(5/16)




TE Part # 1752680-8  
HYP10 SOLIS FLAG 8AWG NEST




TE Part # 69354-1  
HHHT SOLIS SOLIS FLAG STRATO 8 ASSY


Customers Also Bought




TE Part #1-66099-3  
III+ PIN,18-16,15AU/FL,SMPACK




TE Part #1971600-1  
POWER DBL LOCK CAP HSG 8P(GWT)




TE Part #2-2304525-4  
AMP DUOPLUG MK2 CONNECTOR 4P




TE Part #172327-1  
UNIV M-N-L HSG




TE Part #63119-1  
POSITIVE LOCK 250 REC 22-18 AWG TPBR



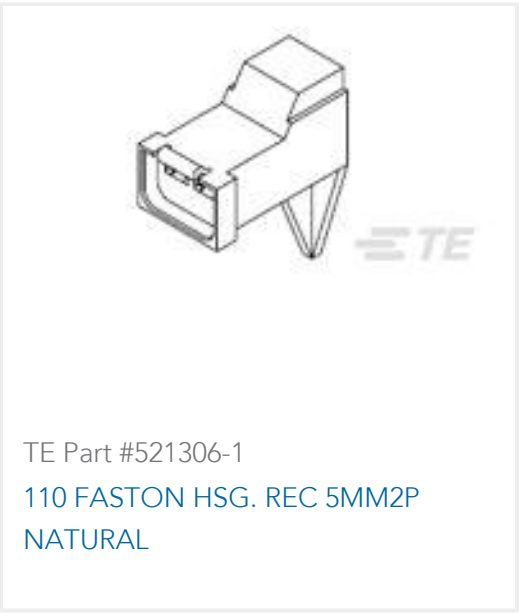
TE Part #323065  
TERMINAL,SOLIS R HR 12-10 3/8



TE Part #2083112-4  
CABLE ASSY IND. USB-IND. USB TYPE A



TE Part #5787246-1  
HDR ASY,RA,LKEY,STR TAIL,10.8V



Documents

Product Drawings

TERMINAL,SOLIS FLAG R 8 1/4

English

CAD Files

3D PDF

3D

Customer View Model

ENG\_CVM\_CVM\_322727\_T.2d\_dxf.zip

English

Customer View Model

ENG\_CVM\_CVM\_322727\_T.3d\_igs.zip

English

Customer View Model

ENG\_CVM\_CVM\_322727\_T.3d\_stp.zip

English

By downloading the CAD file I accept and agree to the [Terms and Conditions](#) of use.

Instruction Sheets

Instruction Sheet (U.S.)

English

Agency Approvals

UL Report

English