




Terminals & Splices > Splices



Splice Type: **Butt Splice**
Wire Size: **.2 – .6 mm²**
Sealable: **No**
Splice Features: **Serrated**

Features

Product Type Features

Splice Accessory Type	Splice
Splice Type	Butt Splice
Sealable	No
Compatible With Discrete Wire Type	Solid
Wire Insulation Support Retention Type	Non-Insulation Support

Configuration Features

Number of Serrations	8
Compatible With Wire & Cable Type	Discrete Wire

Body Features

Splice Features	Serrated
-----------------	----------

Contact Features

Terminal Plating Thickness	1.27 µm[50 µin]
Terminal Plating Material	Gold
Contact Base Material	Copper



Barrel Type	Closed
-------------	--------

Mechanical Attachment

Wire Insulation Support	Without
-------------------------	---------

Dimensions

Recovered Inside Diameter	1.09 mm[.043 in]
Outside Diameter	2.67 mm[.105 in]
Wire Size	320 – 1290 CMA
Barrel Inside Diameter	1.09 mm[.043 in]
Terminal Material Thickness	.51 mm[.02 in]
Product Length	12.44 mm[.49 in]

Usage Conditions

Insulation Option	Uninsulated
-------------------	-------------

Operation/Application

Compatible With Wire Base Material	Copper
------------------------------------	--------

Industry Standards

Government Qualified Splice	No
-----------------------------	----

Packaging Features

Packaging Quantity	1000
Packaging Method	Loose Piece

Product Compliance

For compliance documentation, visit the product page on TE.com>

EU RoHS Directive 2011/65/EU	Compliant
EU ELV Directive 2000/53/EC	Compliant
China RoHS 2 Directive MIIT Order No 32, 2016	No Restricted Materials Above Threshold
EU REACH Regulation (EC) No. 1907/2006	Current ECHA Candidate List: JAN 2025 (247) Candidate List Declared Against: JUNE 2024 (241) Does not contain REACH SVHC
Halogen Content	Low Halogen - Br, Cl, F, I < 900 ppm per homogenous material. Also BFR/CFR/PVC Free
Solder Process Capability	Not applicable for solder process capability



Product Compliance Disclaimer

This information is provided based on reasonable inquiry of our suppliers and represents our current actual knowledge based on the information they provided. This information is subject to change. The part numbers that TE has identified as EU RoHS compliant have a maximum concentration of 0.1% by weight in homogenous materials for lead, hexavalent chromium, mercury, PBB, PBDE, DBP, BBP, DEHP, DIBP, and 0.01% for cadmium, or qualify for an exemption to these limits as defined in the Annexes of Directive 2011/65/EU (RoHS2). Finished electrical and electronic equipment products will be CE marked as required by Directive 2011/65/EU. Components may not be CE marked. Additionally, the part numbers that TE has identified as EU ELV compliant have a maximum concentration of 0.1% by weight in homogenous materials for lead, hexavalent chromium, and mercury, and 0.01% for cadmium, or qualify for an exemption to these limits as defined in the Annexes of Directive 2000/53/EC (ELV). Regarding the REACH Regulation, the information TE provides on SVHC in articles for this part number is based on the latest European Chemicals Agency (ECHA) ‘Guidance on requirements for substances in articles’ posted at this URL: <https://echa.europa.eu/guidance-documents/guidance-on-reach>


Compatible Parts




REPRESENTATION ONLY

TE Part # 69363
DAHT STRATO SOLIS 26-20 ASSY


Customers Also Bought




TE Part #206801-2
AMPLIMITE RECEPT ASY,25 POS



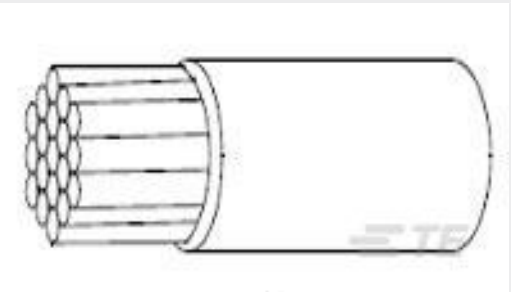
TE Part #323754
SPLICE,SOLIS PARA HR 12-10




TE Part #206503-4
RECEPT ASSY,62 POSN,AMPLIMITE




TE Part #6036230001
HT-SCE-1K-1/2-2.0-9



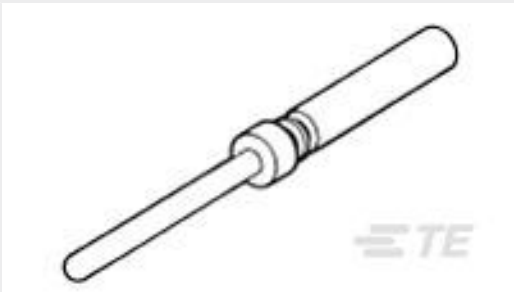
TE Part #216051-000
55A0111-18-6




TE Part #207253-2
RECEPT ASSY,9 POSN,AMPLIMITE



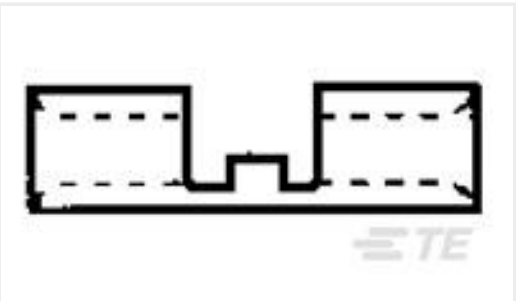
TE Part #34104-4
STRAT, SOLIS, R, 22-16, HR, 4, AU



TE Part #204370-8
CONT PIN,SZ 22D,NON-MAG



TE Part #206800-2
PLG ASSY,25 POS,AMPLIMITE



TE Part #324369
SOLIS 26-22 S-T HR BUTT, AU

Documents

Product Drawings

SPLICE,SOLIS BUTT STRAP 24-20

English

CAD Files

3D PDF

3D

Customer View Model

ENG_CVM_CVM_328588_K.2d_dxf.zip

English

Customer View Model

ENG_CVM_CVM_328588_K.3d_igs.zip

English

Customer View Model

ENG_CVM_CVM_328588_K.3d_stp.zip

English

Customer View Model

ENG_CVM_328588_B.3d_igs.zip

English

Customer View Model

ENG_CVM_328588_B.3d_stp.zip

English

Customer View Model

ENG_CVM_328588_B.2d_dxf.zip

English

3D PDF

English

By downloading the CAD file I accept and agree to the [Terms and Conditions](#) of use.

Agency Approvals

UL Report

English